



Ministry of National Economy  
of the Republic of Kazakhstan  
Committee on Statistics

[www.stat.gov.kz](http://www.stat.gov.kz)

# Small and medium enterprises in the Republic of Kazakhstan

2014-2018



Nur-Sultan 2019

**The Ministry of National economy of the Republic of Kazakhstan  
Committee on Statistics**

In accordance with the «Civil Code of the Republic of Kazakhstan (special part),» the material is not subject to reproduction (copying), using the statistical information in the publications (editions); reference to the Committee on Statistics of the Ministry of National Economy of the Republic of Kazakhstan is obligatory.

# **Small and medium enterprises in the Republic of Kazakhstan**

**2014-2018**

**Statistical collection**

Small and medium enterprises in the Republic of Kazakhstan / Statistical collection / in English /  
64 pages

Ministry of National economy of the Republic of Kazakhstan  
Committee on Statistics  
Chief editor Aidapkelov N.S.

Yearbook is available on the web-site [www.stat.gov.kz](http://www.stat.gov.kz) of Committee on Statistics of the Ministry of National economy of the Republic of Kazakhstan.

Address: Republic of Kazakhstan, 010000 Nur-Sultan city, Mangilik El street, 8  
House of Ministries, 4th entrance  
Ministry of National economy  
of the Republic of Kazakhstan  
Committee on Statistics  
Informational service: +7 7172 749010, 749011  
Fax: +7 7172 749546  
Email: [kazstat.rk@gmail.com](mailto:kazstat.rk@gmail.com)  
Internet-resource: <http://www.stat.gov.kz>

Conventions:

– – fact of absence

0,0 – insignificant value

x – data are absent

... – data is not available

In some cases minor discrepancies between totals and sum due to rounding of data.

## Introduction

This yearbook contains indicators of development of small and medium enterprises, their structure and dynamics.

According to Entrepreneur Code of the Republic of Kazakhstan dated October 29, 2015 №375-V for state statistical purposes provided the use of the criteria for small and medium-sized enterprises only in the average number of employees.

The yearbook shows the comparability of dynamic series.

Statistical Yearbook is designed for a wide range of users: top management personnel, employees of the management, financial and economic departments of enterprises and organizations, scientific, business and banking communities, faculty members of teaching staff and students of economic universities and other interested parties.

---

## Contents

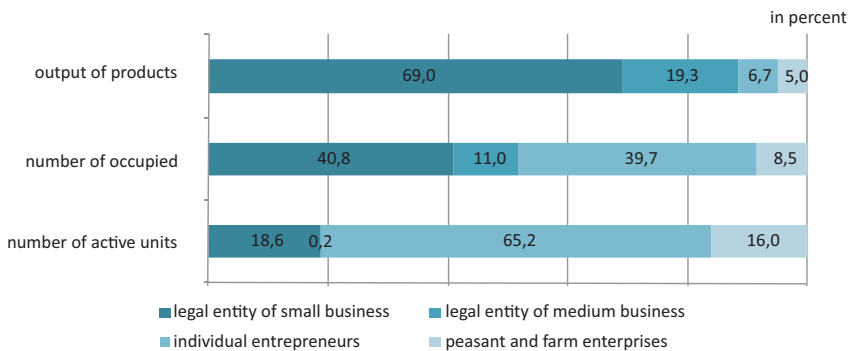
1. The current state of small and medium enterprises (SMEs), in 2018.....	5
2. Dynamic of development of small and medium enterprise (SME) .....	27
Brief methodological explanations .....	63

## 1. The current state of small and medium enterprises (SMEs), in 2018

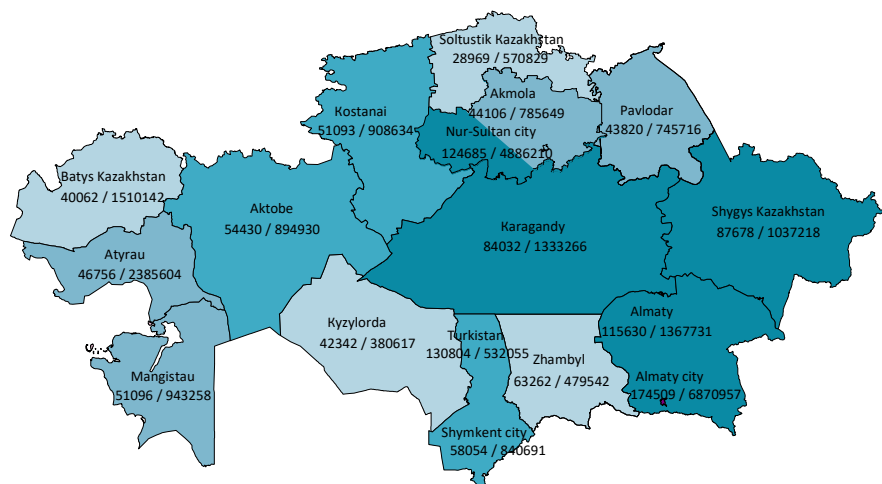
### 1.1 Indicators of performance of SME units

	Number of active SMEs, units	Number of occupied, persons	Output of products (goods and services), million tenge
<b>Republic of Kazakhstan</b>	1 241 328	3 312 457	26 473 049
Akmola	44 106	133 231	785 649
Aktobe	54 430	141 358	894 930
Almaty	115 630	252 095	1 367 731
Atyrau	46 756	136 144	2 385 604
Batys Kazakhstan	40 062	114 990	1 510 142
Zhambyl	63 262	119 540	479 542
Karagandy	84 032	237 446	1 333 266
Kostanai	51 093	159 827	908 634
Kyzylorda	42 342	92 758	380 617
Mangistau	51 096	122 810	943 258
Pavlodar	43 820	133 615	745 716
Soltustik Kazakhstan	28 969	105 062	570 829
Turkistan	130 804	203 761	532 055
Shygyz Kazakhstan	87 678	231 733	1 037 218
Nur-Sultan city	124 685	374 559	4 886 210
Almaty city	174 509	609 168	6 870 957
Shymkent city	58 054	144 360	840 691

### Structure of performance indicators of SMEs



## Key performance indicators of SME units by regions



distribution of number occupied by regions  
number of active SMEs, units/output of products, million tenge

- 220 001 – and more persons
- 140 001 -- 220 000
- 120 001 – 140 000
- 80 000 -- 120 000

## 1.2 Performance indicators of SME units

	Number, units	Number of occupied, persons	Output of products (goods and services), million tenge
<b>Republic of Kazakhstan</b>	233 945	1 716 770	23 390 712
Akmola	7 188	68 349	667 020
Aktobe	9 961	70 698	760 239
Almaty	10 408	92 734	982 126
Atyrau	7 151	73 658	2 276 095
Batys Kazakhstan	5 916	52 454	1 383 062
Zhambyl	5 970	36 913	305 200
Karagandy	17 303	124 685	1 114 102
Kostanai	7 427	80 106	729 053
Kyzylorda	5 253	38 894	324 725
Mangistau	8 414	61 427	852 757
Pavlodar	9 309	65 790	595 613
Soltustik Kazakhstan	5 101	58 446	439 694
Turkistan	7 134	51 369	284 463
Shygys Kazakhstan	10 989	96 766	756 079
Nur-Sultan city	41 138	240 477	4 676 732
Almaty city	62 985	421 326	6 514 511
Shymkent city	12 298	82 678	729 241

### 1.3 Performance indicators of individual entrepreneurs

	Number, units	Number of occupied, persons	Output of products (goods and services), million tenge
<b>Republic of Kazakhstan</b>	809 115	1 315 162	1 764 985
Akmola	32 173	57 155	71 487
Aktobe	38 687	61 697	73 554
Almaty	60 103	94 760	105 481
Atyrau	37 139	58 765	92 219
Batys Kazakhstan	27 895	52 136	79 811
Zhambyl	40 677	58 943	50 653
Karagandy	58 040	100 585	114 851
Kostanai	37 970	68 643	88 046
Kyzylorda	30 642	43 994	35 377
Mangistau	40 576	58 688	84 296
Pavlodar	31 263	60 915	74 533
Soltustik Kazakhstan	20 179	39 609	51 665
Turkistan	54 685	69 738	53 545
Shygys Kazakhstan	61 149	109 410	114 758
Nur-Sultan city	83 339	133 691	209 453
Almaty city	110 931	187 023	356 441
Shymkent city	43 667	59 410	108 815

### 1.4 Indicators of peasant and farm enterprises (PFE)

	Number, units	Number of occupied, persons	Output of products (goods and services), million tenge
<b>Republic of Kazakhstan</b>	198 268	280 525	1 317 352
Akmola	4 745	7 727	47 142
Aktobe	5 782	8 963	61 137
Almaty	45 119	64 601	280 124
Atyrau	2 466	3 721	17 290
Batys Kazakhstan	6 251	10 400	47 269
Zhambyl	16 615	23 684	123 689
Karagandy	8 689	12 176	104 313
Kostanai	5 696	11 078	91 535
Kyzylorda	6 447	9 870	20 515
Mangistau	2 106	2 695	6 205
Pavlodar	3 248	6 910	75 570
Soltustik Kazakhstan	3 689	7 007	79 470
Turkistan	68 985	82 654	194 047
Shygys Kazakhstan	15 540	25 557	166 381
Nur-Sultan city	208	391	25
Almaty city	593	819	5
Shymkent city	2 089	2 272	2 635



### 1.5 Performance indicators of SME units by economic activity

	Number of active SMEs, units	Number of occupied, persons	Output of products (goods and services), million tenge
Total	1 241 328	3 312 457	26 473 049
Agriculture, forestry and fishing	231 312	417 243	2 057 209
Industry	45 505	340 650	5 687 301
Mining and quarrying	2 746	33 891	1 996 328
Manufacturing	39 283	268 323	3 122 411
Electricity, gas, steam and air conditioning	1 175	18 327	435 909
Water supply; sewerage, waste management and remediation activities	2 301	20 109	132 653
Construction	58 139	292 570	3 979 704
Wholesale and retail trade; repair of motor vehicles and motorcycles	434 770	974 283	6 597 328
Transportation and storage	77 012	196 998	1 889 272
Accommodation and food service activities	29 924	125 396	378 519
Information and communication	16 247	60 021	859 837
Financial and insurance activities	6 190	24 165	274 764
Real estate activities	80 953	164 978	863 098
Professional, scientific and technical activities	34 361	131 416	1 819 601
Administrative and support service activities	33 572	156 529	755 149
Education	15 924	84 902	188 216
Health care and social services	8 778	60 520	213 157
Arts, entertainment and recreation	9 901	30 675	150 693
Other service activities	158 740	252 111	759 201

### 1.6 Performance indicators of SME units by economic activity

	Number, units	Number of occupied, persons	Output of products (goods and services), million tenge
Total	233 945	1 716 770	23 390 712
Agriculture, forestry and fishing	11 862	109 416	722 205
Industry	19 263	281 961	5 607 316
Mining and quarrying	2 607	33 584	1 995 237
Manufacturing	14 391	212 554	3 045 816
Electricity, gas, steam and air conditioning	888	17 650	435 182
Water supply; sewerage, waste management and remediation activities	1 377	18 173	131 081
Construction	34 990	256 239	3 927 228
Wholesale and retail trade; repair of motor vehicles and motorcycles	74 285	374 254	5 716 797
Transportation and storage	10 127	102 485	1 765 193
Accommodation and food service activities	4 500	57 778	313 055
Information and communication	6 880	46 001	842 946
Financial and insurance activities	5 784	23 641	274 178

Continuation			
	Number, units	Number of occupied, persons	Output of products (goods and services), million tenge
Real estate activities	8 859	58 840	665 651
Professional, scientific and technical activities	17 761	106 281	1 789 298
Administrative and support service activities	11 996	121 129	689 909
Education	7 381	68 481	179 302
Health care and social services	3 854	50 194	205 680
Arts, entertainment and recreation	2 276	18 645	140 954
Other service activities	14 127	41 425	551 000

### 1.7 Performance indicators of SME units by economic activity

	Number, units	Number of occupied, persons	Output of products (goods and services), million tenge
Total	809 115	1 315 162	1 764 985
Agriculture, forestry and fishing	21 182	27 302	17 652
Industry	26 242	58 689	79 985
Mining and quarrying	139	307	1 091
Manufacturing	24 892	55 769	76 595
Electricity, gas, steam and air conditioning	287	677	727
Water supply; sewerage, waste management and remediation activities	924	1 936	1 572
Construction	23 149	36 331	52 476
Wholesale and retail trade; repair of motor vehicles and motorcycles	360 485	600 029	880 531
Transportation and storage	66 885	94 513	124 079
Accommodation and food service activities	25 424	67 618	65 464
Information and communication	9 367	14 020	16 891
Financial and insurance activities	406	524	586
Real estate activities	72 094	106 138	197 447
Professional, scientific and technical activities	16 600	25 135	30 303
Administrative and support service activities	21 576	35 400	65 240
Education	8 543	16 421	8 914
Health care and social services	4 924	10 326	7 477
Arts, entertainment and recreation	7 625	12 030	9 739
Other service activities	144 613	210 686	208 201

## 1.8 Indices of performance indicators of SME units

in percent

	Number of active SME units	Number of occupied	Output of products (goods and services)
<b>Republic of Kazakhstan</b>	108,3	107,3	108,1
Akmola	105,7	106,8	114,8
Aktobe	108,4	106,2	112,9
Almaty	105,2	107,7	113,9
Atyrau	109,0	110,3	137,4
Batys Kazakhstan	108,0	104,8	98,7
Zhambyl	107,8	102,3	106,1
Karagandy	106,0	104,5	123,0
Kostanai	105,9	107,2	113,3
Kyzylorda	113,1	113,0	110,3
Mangistau	108,7	107,8	113,3
Pavlodar	106,1	106,9	95,8
Soltustik Kazakhstan	105,0	105,5	112,5
Turkistan	106,4	116,4	102,7
Shygyz Kazakhstan	109,6	104,8	110,4
Nur-Sultan city	128,2	115,9	93,8
Almaty city	102,7	101,0	107,1
Shymkent city	106,7	115,9	121,0

## 1.9 Indices of indicators of SME units

in percent

	Number	Number of occupied	Output of products (goods and services)
<b>Republic of Kazakhstan</b>	110,7	110,1	108,2
Akmola	109,7	107,2	116,2
Aktobe	109,1	109,2	112,6
Almaty	118,6	112,9	114,1
Atyrau	116,9	116,6	140,4
Batys Kazakhstan	105,7	104,7	101,1
Zhambyl	113,0	107,5	106,0
Karagandy	106,2	107,8	126,6
Kostanai	109,9	110,5	114,3
Kyzylorda	107,5	111,1	115,4
Mangistau	112,2	110,1	114,2
Pavlodar	108,5	110,4	95,1
Soltustik Kazakhstan	105,6	108,2	119,1
Turkistan	113,9	164,0	111,5
Shygyz Kazakhstan	109,3	105,0	110,0
Nur-Sultan city	115,6	114,2	93,2
Almaty city	107,3	102,9	106,3
Shymkent city	118,0	127,7	114,7

## 1.10 Indices of indicators of individual entrepreneurs

in percent

	Number	Number of occupied	Output of products (goods and services)
<b>Republic of Kazakhstan</b>	108,3	106,0	107,1
Akmola	103,7	105,9	116,3
Aktobe	107,7	107,8	111,3
Almaty	106,8	108,6	101,5
Atyrau	107,6	103,8	93,4
Batys Kazakhstan	107,0	105,1	74,3
Zhambyl	108,9	116,4	101,4
Karagandy	105,0	102,3	108,9
Kostanai	104,4	104,4	114,3
Kyzylorda	111,4	114,9	84,2
Mangistau	107,2	105,6	105,3
Pavlodar	105,9	105,2	95,0
Soltustik Kazakhstan	103,0	100,5	85,6
Turkistan	107,4	109,3	57,6
Shygys Kazakhstan	110,4	105,2	124,7
Nur-Sultan city	135,4	118,8	109,6
Almaty city	100,2	96,8	125,1
Shymkent city	106,1	104,5	192,2

## 1.11 Indices of indicators of PFE (peasant and farm enterprise)

in percent

	Number	Number of occupied	Output of products (goods and services)
<b>Republic of Kazakhstan</b>	105,7	98,1	107,8
Akmola	114,8	108,9	96,0
Aktobe	112,5	80,7	118,1
Almaty	100,7	99,9	118,6
Atyrau	109,6	102,3	106,4
Batys Kazakhstan	114,7	103,3	85,9
Zhambyl	103,4	74,2	108,2
Karagandy	112,8	92,8	105,7
Kostanai	111,5	102,3	105,5
Kyzylorda	127,3	112,4	95,2
Mangistau	125,6	103,9	105,9
Pavlodar	101,2	92,0	102,2
Soltustik Kazakhstan	116,6	113,8	101,8
Turkistan	104,8	103,4	114,2
Shygys Kazakhstan	107,2	102,3	104,0
Nur-Sultan city	192,6	334,2	80,7
Almaty city	113,4	137,9	235,6
Shymkent city	73,9	77,6	103,6

### 1.12 Indices of performance indicators of SME units by economic activity

			in percent
	Number of active SME units	Number of occupied	Output of products (goods and services)
Total	108,3	107,3	108,1
Agriculture, forestry and fishing	104,1	100,0	106,6
Industry	107,5	109,5	114,5
Mining and quarrying	111,2	113,9	119,9
Manufacturing	106,9	106,5	109,0
Electricity, gas, steam and air conditioning	115,0	152,8	137,5
Water supply; sewerage, waste management and remediation activities	109,2	115,6	109,1
Construction	111,8	103,2	94,7
Wholesale and retail trade; repair of motor vehicles and motorcycles	106,5	105,0	113,2
Transportation and storage	111,1	109,7	129,0
Accommodation and food service activities	111,3	110,8	98,8
Information and communication	109,9	116,6	144,6
Financial and insurance activities	104,6	114,6	56,2
Real estate activities	104,8	104,8	101,2
Professional, scientific and technical activities	108,0	105,9	93,3
Administrative and support service activities	109,6	108,7	100,3
Education	124,2	166,5	107,3
Health care and social services	111,8	122,0	118,1
Arts, entertainment and recreation	116,5	117,3	103,5
Other service activities	117,1	110,2	132,8

### 1.13 Indices of performance indicators of SME units by economic activity

			in percent
	Number	Number of occupied	Output of products (goods and services)
Total	110,7	110,1	108,2
Agriculture, forestry and fishing	106,9	106,5	102,3
Industry	103,0	109,7	117,8
Mining and quarrying	110,0	113,7	119,9
Manufacturing	101,2	106,2	114,6
Electricity, gas, steam and air conditioning	112,8	154,9	137,5
Water supply; sewerage, waste management and remediation activities	104,2	114,1	109,0
Construction	107,9	102,1	94,4
Wholesale and retail trade; repair of motor vehicles and motorcycles	114,6	106,0	110,8
Transportation and storage	109,6	111,8	131,0
Accommodation and food service activities	119,1	121,6	104,5
Information and communication	107,6	120,5	144,3

Continuation

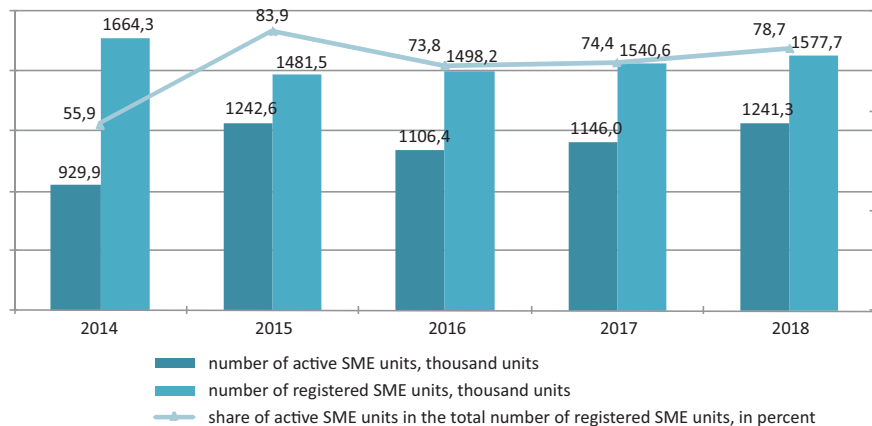
	Number	Number of occupied	Output of products (goods and services)
Financial and insurance activities	102,9	114,3	56,1
Real estate activities	107,3	107,8	110,9
Professional, scientific and technical activities	106,4	106,4	93,0
Administrative and support service activities	110,4	110,0	99,2
Education	123,2	186,2	106,3
Health care and social services	113,7	126,5	117,7
Arts, entertainment and recreation	116,9	122,1	102,2
Other service activities	116,3	101,7	132,2

### 1.14 Indices of performance indicators of individual entrepreneurs by economic activity

in percent

	Number	Number of occupied	Output of products (goods and services)
Total	108,3	106,0	107,1
Agriculture, forestry and fishing	89,9	95,6	644,3
Industry	111,0	108,3	38,1
Mining and quarrying	139,0	138,9	127,2
Manufacturing	110,5	107,5	37,0
Electricity, gas, steam and air conditioning	122,1	112,6	124,7
Water supply; sewerage, waste management and remediation activities	117,7	130,7	118,1
Construction	118,2	112,2	130,3
Wholesale and retail trade; repair of motor vehicles and motorcycles	105,0	104,4	131,1
Transportation and storage	111,3	107,6	105,5
Accommodation and food service activities	110,0	103,0	78,7
Information and communication	111,7	105,5	157,7
Financial and insurance activities	139,0	127,8	98,2
Real estate activities	104,6	103,2	78,3
Professional, scientific and technical activities	109,9	103,8	115,6
Administrative and support service activities	109,2	104,8	113,8
Education	125,0	115,4	132,3
Health care and social services	110,4	103,9	130,8
Arts, entertainment and recreation	116,3	110,5	126,6
Other service activities	117,2	112,0	134,4

### The share of active SME units in the total number of registered small and medium enterprises



### 1.15 Number of registered SMEs

units

	Registered business entities, in total	Registered SMEs			
		total	including		
			SMEs	individual entrepreneurs	peasant and farm enterprises
<b>Republic of Kazakhstan</b>	1 638 740	1 577 747	372 781	999 731	205 235
Akmola	59 240	55 862	10 341	40 439	5 082
Aktobe	68 463	65 832	14 889	45 032	5 911
Almaty	147 043	142 103	16 852	77 533	47 718
Atyrau	59 147	57 135	10 600	43 996	2 539
Batys Kazakhstan	52 164	49 646	8 442	34 749	6 455
Zhambyl	83 114	80 019	9 309	53 401	17 309
Karagandy	106 938	102 423	25 064	68 350	9 009
Kostanai	67 324	64 011	10 869	47 155	5 987
Kyzylorda	53 921	51 078	7 640	36 754	6 684
Mangistau	61 837	59 784	12 922	44 720	2 142
Pavlodar	55 876	53 045	12 837	36 808	3 400
Soltustik Kazakhstan	38 972	36 154	7 627	24 469	4 058
Turkistan	144 738	141 082	10 403	61 471	69 208
Shygys Kazakhstan	115 433	111 036	16 364	78 126	16 546
Nur-Sultan city	166 947	162 128	64 339	97 548	241
Almaty city	283 640	274 689	114 845	159 014	830
Shymkent city	73 943	71 720	19 438	50 166	2 116

### 1.16 Number of registered SME units by economic activity

units

	Registered business entities, in total	Registered SMEs			
		total	including		
			SMEs	individual entrepreneurs	peasant and farm enterprises
Total	1 638 740	1 577 747	372 781	999 731	205 235
Agriculture, forestry and fishing	249 895	248 774	16 194	27 345	205 235
Industry	63 003	61 852	29 820	32 032	-
Mining and quarrying	3 991	3 877	3 721	156	-
Manufacturing	53 490	53 120	22 681	30 439	-
Electricity, gas, steam and air conditioning	1 830	1 653	1 322	331	-
Water supply; sewerage, waste management and remediation activities	3 692	3 202	2 096	1 106	-
Construction	86 365	85 968	58 017	27 951	-
Wholesale and retail trade; repair of motor vehicles and motorcycles	571 931	571 518	129 563	441 955	-
Transportation and storage	103 105	102 468	15 931	86 537	-
Accommodation and food service activities	38 648	38 578	6 509	32 069	-
Information and communication	22 601	22 333	10 712	11 621	-
Financial and insurance activities	10 339	10 210	9 662	548	-
Real estate activities	104 099	97 728	11 520	86 208	-
Professional, scientific and technical activities	51 097	49 593	28 525	21 068	-
Administrative and support service activities	45 042	44 355	17 532	26 823	-
Education	33 711	19 445	9 242	10 203	-
Health care and social services	12 845	10 816	5 041	5 775	-
Arts, entertainment and recreation	16 551	13 720	3 629	10 091	-
Other service activities	229 508	200 389	20 884	179 505	-

### 1.17 Number of active SMEs

units

	Active business entities, in total	Active SMEs			
		total	including		
			SMEs	individual entrepreneurs	peasant and farm enterprises
<b>Republic of Kazakhstan</b>	1 287 103	1 241 328	233 945	809 115	198 268
Akmola	46 773	44 106	7 188	32 173	4 745
Aktobe	56 630	54 430	9 961	38 687	5 782
Almaty	119 198	115 630	10 408	60 103	45 119
Atyrau	48 277	46 756	7 151	37 139	2 466
Batys Kazakhstan	42 101	40 062	5 916	27 895	6 251
Zhambyl	65 767	63 262	5 970	40 677	16 615
Karagandy	87 682	84 032	17 303	58 040	8 689



Continuation

	Active business entities, in total	Active SMEs			
		total	including		
			SMEs	individual entrepreneurs	peasant and farm enterprises
Kostanai	53 877	51 093	7 427	37 970	5 696
Kyzylorda	44 757	42 342	5 253	30 642	6 447
Mangistau	52 666	51 096	8 414	40 576	2 106
Pavlodar	46 308	43 820	9 309	31 263	3 248
Soltustik Kazakhstan	31 341	28 969	5 101	20 179	3 689
Turkistan	133 836	130 804	7 134	54 685	68 985
Shygys Kazakhstan	91 151	87 678	10 989	61 149	15 540
Nur-Sultan city	127 944	124 685	41 138	83 339	208
Almaty city	179 287	174 509	62 985	110 931	593
Shymkent city	59 508	58 054	12 298	43 667	2 089

### 1.18 Number of active SMEs by economic activity

units

	Active business entities, in total	Active SMEs			
		total	including		
			SMEs	individual entrepreneurs	peasant and farm enterprises
Total	1 287 103	1 241 328	233 945	809 115	198 268
Agriculture, forestry and fishing	231 870	231 312	11 862	21 182	198 268
Industry	46 401	45 505	19 263	26 242	-
Mining and quarrying	2 857	2 746	2 607	139	-
Manufacturing	39 592	39 283	14 391	24 892	-
Electricity, gas, steam and air conditioning	1 335	1 175	888	287	-
Water supply; sewerage, waste management and remediation activities	2 617	2 301	1 377	924	-
Construction	58 451	58 139	34 990	23 149	-
Wholesale and retail trade; repair of motor vehicles and motorcycles	435 030	434 770	74 285	360 485	-
Transportation and storage	77 406	77 012	10 127	66 885	-
Accommodation and food service activities	29 976	29 924	4 500	25 424	-
Information and communication	16 375	16 247	6 880	9 367	-
Financial and insurance activities	6 298	6 190	5 784	406	-
Real estate activities	84 605	80 953	8 859	72 094	-
Professional, scientific and technical activities	35 346	34 361	17 761	16 600	-
Administrative and support service activities	34 108	33 572	11 996	21 576	-
Education	29 285	15 924	7 381	8 543	-
Health care and social services	10 377	8 778	3 854	4 924	-
Arts, entertainment and recreation	12 093	9 901	2 276	7 625	-
Other service activities	179 482	158 740	14 127	144 613	-

### 1.19 The share of registered SME units in the total number of registered business entities

in percent

	Total	Including		
		SMEs	individual entrepreneurs	peasant and farm enterprises
<b>Republic of Kazakhstan</b>	96,3	22,8	61,0	12,5
Akmola	94,3	17,4	68,3	8,6
Aktobe	96,2	21,8	65,8	8,6
Almaty	96,6	11,5	52,7	32,4
Atyrau	96,6	17,9	74,4	4,3
Batys Kazakhstan	95,2	16,2	66,6	12,4
Zhambyl	96,3	11,2	64,3	20,8
Karagandy	95,8	23,5	63,9	8,4
Kostanai	95,1	16,2	70,0	8,9
Kyzylorda	94,7	14,2	68,1	12,4
Mangistau	96,7	20,9	72,3	3,5
Pavlodar	94,9	23,0	65,8	6,1
Soltustik Kazakhstan	92,8	19,6	62,8	10,4
Turkistan	97,5	7,2	42,5	47,8
Shygys Kazakhstan	96,2	14,2	67,7	14,3
Nur-Sultan city	97,1	38,6	58,4	0,1
Almaty city	96,8	40,5	56,0	0,3
Shymkent city	97,0	26,3	67,8	2,9

### 1.20 The share of active SME units in the total number of active business entities

in percent

	Total	Including		
		SMEs	individual entrepreneurs	peasant and farm enterprises
<b>Republic of Kazakhstan</b>	96,4	18,2	62,8	15,4
Akmola	94,3	15,4	68,8	10,1
Aktobe	96,1	17,6	68,3	10,2
Almaty	97,0	8,7	50,4	37,9
Atyrau	96,8	14,8	76,9	5,1
Batys Kazakhstan	95,2	14,1	66,3	14,8
Zhambyl	96,2	9,1	61,8	25,3
Karagandy	95,8	19,7	66,2	9,9
Kostanai	94,8	13,8	70,5	10,5
Kyzylorda	94,6	11,7	68,5	14,4
Mangistau	97,0	16,0	77,0	4,0
Pavlodar	94,6	20,1	67,5	7,0
Soltustik Kazakhstan	92,4	16,3	64,4	11,7
Turkistan	97,7	5,3	40,9	51,5
Shygys Kazakhstan	96,2	12,1	67,1	17,0
Nur-Sultan city	97,5	32,2	65,1	0,2
Almaty city	97,3	35,1	61,9	0,3
Shymkent city	97,6	20,7	73,4	3,5

### 1.21 The share of registered SME units in the total number of registered business entities by economic activity

in percent

	Total	Including		
		SMEs	individual entrepreneurs	peasant and farm enterprises
Total	96,3	22,8	61,0	12,5
Agriculture, forestry and fishing	99,6	6,5	11,0	82,1
Industry	98,2	47,3	50,9	-
Mining and quarrying	97,1	93,2	3,9	-
Manufacturing	99,3	42,4	56,9	-
Electricity, gas, steam and air conditioning	90,3	72,2	18,1	-
Water supply; sewerage, waste management and remediation activities	86,7	56,8	29,9	-
Construction	99,5	67,2	32,3	-
Wholesale and retail trade; repair of motor vehicles and motorcycles	99,9	22,6	77,3	-
Transportation and storage	99,4	15,5	83,9	-
Accommodation and food service activities	99,8	16,8	83,0	-
Information and communication	98,8	47,4	51,4	-
Financial and insurance activities	98,8	93,5	5,3	-
Real estate activities	93,9	11,1	82,8	-
Professional, scientific and technical activities	97,0	55,8	41,2	-
Administrative and support service activities	98,5	38,9	59,6	-
Education	57,7	27,4	30,3	-
Health care and social services	84,2	39,2	45,0	-
Arts, entertainment and recreation	82,9	21,9	61,0	-
Other service activities	87,3	9,1	78,2	-

### 1.22 The share of active SME units in the total number of active business entities by economic activity

in percent

	Total	Including		
		SMEs	individual entrepreneurs	peasant and farm enterprises
Total	96,4	18,2	62,8	15,4
Agriculture, forestry and fishing	99,8	5,1	9,2	85,5
Industry	98,1	41,5	56,6	-
Mining and quarrying	96,1	91,2	4,9	-
Manufacturing	99,2	36,3	62,9	-
Electricity, gas, steam and air conditioning	88,0	66,5	21,5	-
Water supply; sewerage, waste management and remediation activities	87,9	52,6	35,3	-
Construction	99,5	59,9	39,6	-
Wholesale and retail trade; repair of motor vehicles and motorcycles	99,9	17,1	82,8	-
Transportation and storage	99,5	13,1	86,4	-
Accommodation and food service activities	99,8	15,0	84,8	-
Information and communication	99,2	42,0	57,2	-
Financial and insurance activities	98,3	91,8	6,5	-
Real estate activities	95,7	10,5	85,2	-

Continuation

	Total	Including		
		SMEs	individual entrepreneurs	peasant and farm enterprises
Professional, scientific and technical activities	97,2	50,2	47,0	-
Administrative and support service activities	98,4	35,2	63,2	-
Education	54,4	25,2	29,2	-
Health care and social services	84,6	37,1	47,5	-
Arts, entertainment and recreation	81,9	18,8	63,1	-
Other service activities	88,5	7,9	80,6	-

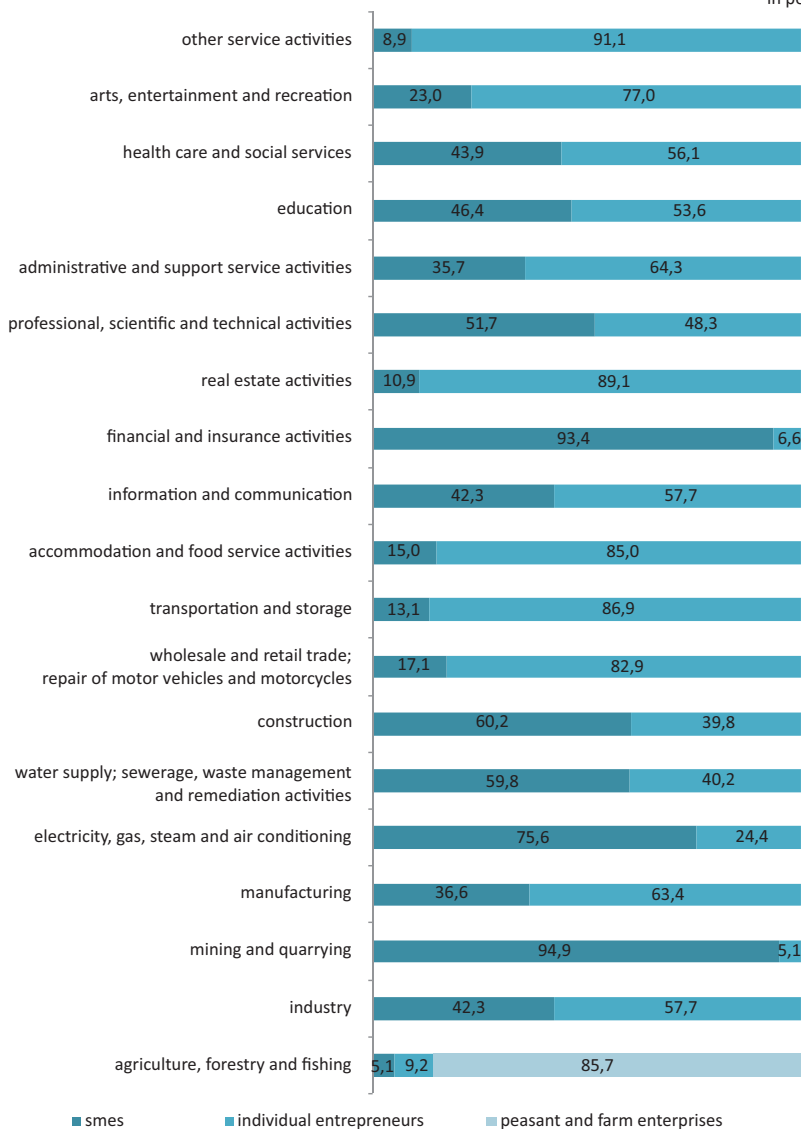
### Structure of registered SME units

in percent

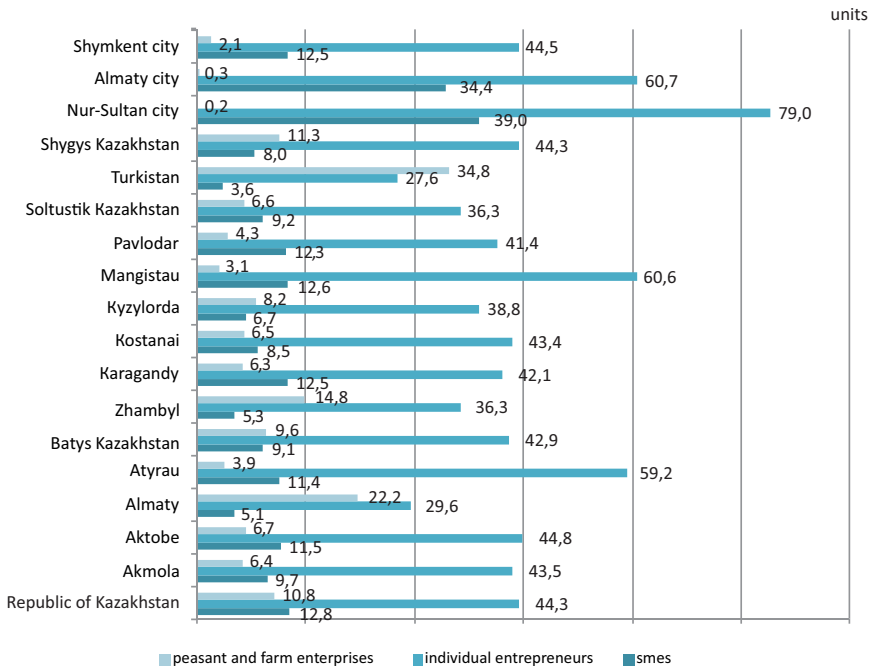


## Structure of active SME units

in percent



### Number of active units per 1000 inhabitants by regions of Kazakhstan, 2018



### 1.23 Number of occupied in SMEs

persons

	Number of occupied, in total	Number of occupied SME units			
		total	including		
			On SMEs	in individual entrepreneurship	in peasant and farm enterprises
<b>Republic of Kazakhstan</b>	8 694 989	3 312 457	1 716 770	1 315 162	280 525
Akmola	408 697	133 231	68 349	57 155	7 727
Aktobe	417 561	141 358	70 698	61 697	8 963
Almaty	994 480	252 095	92 734	94 760	64 601
Atyrau	304 034	136 144	73 658	58 765	3 721
Batys Kazakhstan	320 999	114 990	52 454	52 136	10 400
Zhambyl	506 975	119 540	36 913	58 943	23 684
Karagandy	653 987	237 446	124 685	100 585	12 176
Kostanai	488 166	159 827	80 106	68 643	11 078
Kyzylorda	332 940	92 758	38 894	43 994	9 870
Mangistau	304 723	122 810	61 427	58 688	2 695
Pavlodar	393 340	133 615	65 790	60 915	6 910
Soltustik Kazakhstan	296 213	105 062	58 446	39 609	7 007
Turkistan	789 002	203 761	51 369	69 738	82 654
Shygyz Kazakhstan	679 048	231 733	96 766	109 410	25 557
Nur-Sultan city	507 473	374 559	240 477	133 691	391

Continuation

	Number of occupied, in total	Number of occupied SME units			
		total	including		
			On SMEs	in individual entrepreneurship	in peasant and farm enterprises
Almaty city	911 923	609 168	421 326	187 023	819
Shymkent city	385 428	144 360	82 678	59 410	2 272

### 1.24 Number of occupied SMEs by economic activity

persons

	Number of occupied, in total	Number of occupied SME units			
		Total	including		
			on SMEs	in individual entrepreneurship	in peasant and farm enterprises
Total	8 694 989	3 312 457	1 716 770	1 315 162	280 525
Agriculture, forestry and fishing	1 228 200	417 243	109 416	27 302	280 525
Industry	1 097 766	340 650	281 961	58 689	-
Mining and quarrying	286 152	33 891	33 584	307	-
Manufacturing	580 544	268 323	212 554	55 769	-
Electricity, gas, steam and air conditioning	150 643	18 327	17 650	677	-
Water supply; sewerage, waste management and remediation activities	80 427	20 109	18 173	1 936	-
Construction	629 103	292 570	256 239	36 331	-
Wholesale and retail trade; repair of motor vehicles and motorcycles	1 396 677	974 283	374 254	600 029	-
Transportation and storage	624 718	196 998	102 485	94 513	-
Accommodation and food service activities	187 699	125 396	57 778	67 618	-
Information and communication	166 486	60 021	46 001	14 020	-
Financial and insurance activities	180 343	24 165	23 641	524	-
Real estate activities	157 558	164 978	58 840	106 138	-
Professional, scientific and technical activities	248 910	131 416	106 281	25 135	-
Administrative and support service activities	288 297	156 529	121 129	35 400	-
Education	1 095 770	84 902	68 481	16 421	-
Health care and social services	498 810	60 520	50 194	10 326	-
Arts, entertainment and recreation	145 578	30 675	18 645	12 030	-
Other service activities	749 074	252 111	41 425	210 686	-

### 1.25 The share of occupied in the SME sector in the total number of occupied

in percent

	All SME units	Including		
		SMEs	individual entrepreneurs	peasant and farm enterprises
<b>Republic of Kazakhstan</b>	38,1	19,8	15,1	3,2
Akmola	32,6	16,7	14,0	1,9
Aktobe	33,9	16,9	14,8	2,2
Almaty	25,3	9,3	9,5	6,5
Atyrau	44,8	24,2	19,4	1,2
Batys Kazakhstan	35,8	16,3	16,3	3,2
Zhambyl	23,6	7,3	11,6	4,7
Karagandy	36,3	19,1	15,4	1,8
Kostanai	32,7	16,4	14,0	2,3
Kyzylorda	27,9	11,7	13,2	3,0
Mangistau	40,3	20,1	19,3	0,9
Pavlodar	34,0	16,7	15,5	1,8
Soltustik Kazakhstan	35,5	19,7	13,4	2,4
Turkistan	25,8	6,5	8,8	10,5
Shygys Kazakhstan	34,1	14,2	16,1	3,8
Nur-Sultan city	73,8	47,4	26,3	0,1
Almaty city	66,8	46,2	20,5	0,1
Shymkent city	37,5	21,5	15,4	0,6

### 1.26 The share of occupied in the SME sector in the total number of occupied by economic activity

in percent

	All SME units	Including		
		SMEs	individual entrepreneurs	peasant and farm enterprises
Total	38,1	19,8	15,1	3,2
Agriculture, forestry and fishing	34,0	8,9	2,2	22,9
Industry	31,0	25,7	5,3	-
Mining and quarrying	11,8	11,7	0,1	-
Manufacturing	46,2	36,6	9,6	-
Electricity, gas, steam and air conditioning	12,2	11,7	0,5	-
Water supply; sewerage, waste management and remediation activities	25,0	22,6	2,4	-
Construction	46,5	40,7	5,8	-
Wholesale and retail trade; repair of motor vehicles and motorcycles	69,8	26,8	43,0	-
Transportation and storage	31,5	16,4	15,1	-
Accommodation and food service activities	66,8	30,8	36,0	-
Information and communication	36,1	27,7	8,4	-
Financial and insurance activities	13,4	13,1	0,3	-
Real estate activities	104,7	37,3	67,4	-
Professional, scientific and technical activities	52,8	42,7	10,1	-



Continuation

	All SME units	Including		
		SMEs	individual entrepreneurs	peasant and farm enterprises
Administrative and support service activities	54,3	42,0	12,3	-
Education	7,7	6,2	1,5	-
Health care and social services	12,1	10,0	2,1	-
Arts, entertainment and recreation	21,1	12,8	8,3	-
Other service activities	33,7	5,6	28,1	-

### 1.27 The share of occupied in the SME sector in the economically active population

	Economically active population, persons	Share, in percent			
		all SME units	including		
			SMEs	individual entrepreneurs	peasant and farm enterprises
<b>Republic of Kazakhstan</b>	9 138 633	36,2	18,7	14,4	3,1
Akmola	429 212	31,0	15,9	13,3	1,8
Aktobe	438 643	32,2	16,1	14,1	2,0
Almaty	1 043 229	24,2	8,9	9,1	6,2
Atyrau	319 697	42,6	23,0	18,4	1,2
Batys Kazakhstan	337 404	34,1	15,5	15,5	3,1
Zhambyl	533 010	22,4	6,9	11,1	4,4
Karagandy	685 354	34,6	18,2	14,6	1,8
Kostanai	512 692	31,2	15,6	13,4	2,2
Kyzylorda	349 725	26,5	11,1	12,6	2,8
Mangistau	320 213	38,4	19,2	18,3	0,9
Pavlodar	412 957	32,4	15,9	14,8	1,7
Soltustik Kazakhstan	311 329	33,7	18,8	12,7	2,2
Turkistan	832 043	24,5	6,2	8,4	9,9
Shygyz Kazakhstan	713 600	32,5	13,6	15,3	3,6
Nur-Sultan city	531 426	70,5	45,2	25,2	0,1
Almaty city	961 673	63,3	43,8	19,4	0,1
Shymkent city	406 426	35,5	20,3	14,6	0,6

### 1.28 Output of products by SME units

million tenge

	All SME units	Including		
		SMEs	individual entrepreneurs	peasant and farm enterprises
<b>Republic of Kazakhstan</b>	26 473 049	23 390 712	1 764 985	1 317 352
Akmola	785 649	667 020	71 487	47 142
Aktobe	894 930	760 239	73 554	61 137
Almaty	1 367 731	982 126	105 481	280 124
Atyrau	2 385 604	2 276 095	92 219	17 290
Batys Kazakhstan	1 510 142	1 383 062	79 811	47 269
Zhambyl	479 542	305 200	50 653	123 689
Karagandy	1 333 266	1 114 102	114 851	104 313
Kostanai	908 634	729 053	88 046	91 535
Kyzylorda	380 617	324 725	35 377	20 515

Continuation

	All SME units	Including		
		SMEs	individual entrepreneurs	peasant and farm enterprises
Mangistau	943 258	852 757	84 296	6 205
Pavlodar	745 716	595 613	74 533	75 570
Soltustik Kazakhstan	570 829	439 694	51 665	79 470
Turkistan	532 055	284 463	53 545	194 047
Shygys Kazakhstan	1 037 218	756 079	114 758	166 381
Nur-Sultan city	4 886 210	4 676 732	209 453	25
Almaty city	6 870 957	6 514 511	356 441	5
Shymkent city	840 691	729 241	108 815	2 635

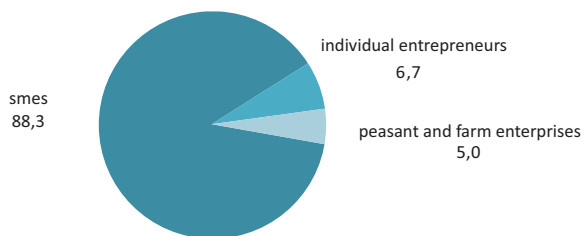
### 1.29 Output of products by SME units by economic activity

million tenge

	All SME units	Including		
		SMEs	individual entrepreneurs	peasant and farm enterprises
Total	26 473 049	23 390 712	1 764 985	1 317 352
Agriculture, forestry and fishing	2 057 209	722 205	17 652	1 317 352
Industry	5 687 301	5 607 316	79 985	-
Mining and quarrying	1 996 328	1 995 237	1 091	-
Manufacturing	3 122 411	3 045 816	76 595	-
Electricity, gas, steam and air conditioning	435 909	435 182	727	-
Water supply; sewerage, waste management and remediation activities	132 653	131 081	1 572	-
Construction	3 979 704	3 927 228	52 476	-
Wholesale and retail trade; repair of motor vehicles and motorcycles	6 597 328	5 716 797	880 531	-
Transportation and storage	1 889 272	1 765 193	124 079	-
Accommodation and food service activities	378 519	313 055	65 464	-
Information and communication	859 837	842 946	16 891	-
Financial and insurance activities	274 764	274 178	586	-
Real estate activities	863 098	665 651	197 447	-
Professional, scientific and technical activities	1 819 601	1 789 298	30 303	-
Administrative and support service activities	755 149	689 909	65 240	-
Education	188 216	179 302	8 914	-
Health care and social services	213 157	205 680	7 477	-
Arts, entertainment and recreation	150 693	140 954	9 739	-
Other service activities	759 201	551 000	208 201	-

### Structure of output by SME units

in percent



## 2. Dynamic of development of small and medium enterprise (SME)

### 2.1 Main indicators

	2005	2006	2007	2008	2009	2010
Evaluation of the contribution of small and medium enterprises in the gross domestic product*, in percent	10,5	9,8	10,7	16,7	17,7	20,6
Registered units of SMEs	742 785	840 000	938 155	1 026 255	934 691	1 196 725
Including:						
Registered enterprises of small business	157 568	172 277	189 671	203 142	213 454	204 989
Registered enterprises of medium business	3 738	3 769	4 053	3 770	11 024	11 871
Registered individual entrepreneurs	394 672	469 648	549 931	625 488	516 778	793 514
Registered peasant and farm enterprises	186 807	194 306	194 500	193 855	193 435	186 351
The share of registered small and medium enterprises in the total number of registered business entities for the Republic of Kazakhstan, in percent	91,9	92,1	92,6	93,0	92,7	94,5
Active small and medium-sized enterprises, units	507 365	572 738	643 376	707 821	663 374	661 598
including:						
active enterprises of small business	50 612	47 756	55 865	58 480	60 601	66 492
active enterprises of medium business	2 541	2 678	2 476	4 019	4 160	8 712
active individual entrepreneurs	297 234	358 583	415 709	475 841	428 420	416 085
Active peasant and farm enterprises	156 978	163 721	169 326	169 481	170 193	170 309
The share of active units of SME in the total number of active business entities for the Republic of Kazakhstan, in percent	92,1	92,8	93,5	93,9	93,4	94,2
Number of occupied in SME	1 875 524	1 951 887	2 121 198	2 152 960	2 296 600	2 630 580
including:						
Number of occupied in enterprises of small business	533 777	557 884	585 866	464 622	551 308	746 240
Number of occupied in enterprises of medium business	265 472	267 074	259 122	397 607	405 094	748 240
Number of occupied of individual entrepreneurs	571 620	622 667	733 456	828 963	874 356	710 559
Number of occupied in peasant and farm enterprises	504 655	504 262	542 754	461 768	465 842	425 541
Output of products by SME units, million tenge	1 544 056	1 929 565	2 525 437	4 872 965	5 366 936	7 275 779
including:						
Enterprises of small business	844 632	1 033 438	1 327 126	1 152 071	1 270 715	1 673 528
Enterprises of medium business	309 473	408 014	459 160	2 967 498	3 323 021	4 761 501
Individual entrepreneurs	222 993	302 715	473 648	437 313	371 192	495 074
Peasant and farm enterprises	166 956	185 395	265 500	316 083	402 009	345 676

Continuation

	2011	2012	2013	2014	2015	2016
Evaluation of the contribution of small and medium enterprises in the gross domestic product*, in percent	17,3	17,1	16,7	25,9	24,9	26,8
Registered units of SMEs	1 383 727	1 399 787	1 535 983	1 655 386	1 481 454	1 501 156
Including:						
Registered enterprises of small business	216 486	229 865	247 745	278 788	297 554	320 454
Registered enterprises of medium business	12 659	12 153	12 610	6 057	3 089	3 016
Registered individual entrepreneurs	954 506	968 288	1 086 460	1 178 503	991 963	989 014
Registered peasant and farm enterprises	200 076	189 481	189 168	192 038	188 848	188 672
The share of registered small and medium enterprises in the total number of registered business entities for the Republic of Kazakhstan, in percent	95,0	94,9	95,1	95,9	96,1	96,1
Active small and medium-sized enterprises, units	846 111	809 750	888 233	926 844	1 242 579	1 186 629
including:						
active enterprises of small business	64 457	62 888	61 076	74 829	175 679	189 637
active enterprises of medium business	9 028	8 388	8 312	4 559	2 897	2 711
active individual entrepreneurs	589 640	573 618	660 262	694 759	882 849	813 482
Active peasant and farm enterprises	182 986	164 856	158 583	152 697	181 154	180 799
The share of active units of SME in the total number of active business entities for the Republic of Kazakhstan, in percent	95,4	95,1	95,4	95,9	96,6	96,4
Number of occupied in SME	2 427 135	2 383 338	2 576 899	2 810 962	3 183 844	3 166 792
including:						
Number of occupied in enterprises of small business	539 285	500 591	527 519	849 015	1 185 186	1 249 270
Number of occupied in enterprises of medium business	689 385	675 486	711 788	516 520	351 779	352 954
Number of occupied of individual entrepreneurs	771 939	831 425	990 677	1 136 050	1 360 338	1 288 167
Number of occupied in peasant and farm enterprises	426 527	375 836	346 915	309 377	286 541	276 401
Output of products by SME units, million tenge	7 603 804	8 255 123	9 165 412	15 568 081	15 699 405	19 609 010
including:						
Enterprises of small business	1 445 158	1 546 428	1 871 067	8 007 342	10 200 061	13 568 530
Enterprises of medium business	4 897 119	5 405 045	5 610 130	5 801 985	3 076 564	3 484 992
Individual entrepreneurs	675 104	754 366	949 816	972 670	1 518 237	1 511 733
Peasant and farm enterprises	586 424	549 284	734 399	786 084	904 543	1 043 755

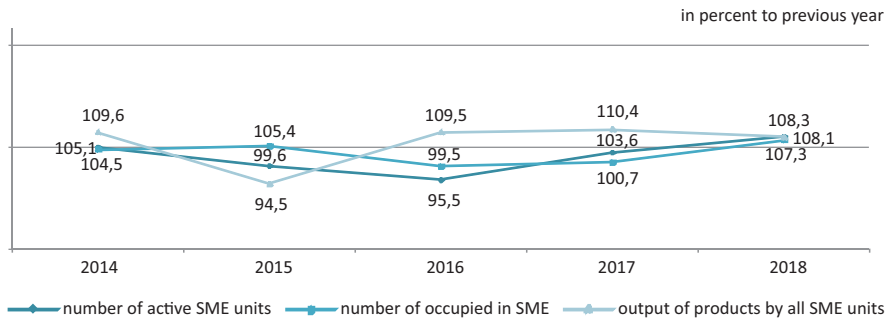
Continuation

	2017	2018
Evaluation of the contribution of small and medium enterprises in the gross domestic product*, in percent	26,8	28,4
Registered units of SMEs	1 540 592	1 577 747
Including:		
Registered enterprises of small business	349 025	369 823
Registered enterprises of medium business	2 959	2 958
Registered individual entrepreneurs	993 621	999 731
Registered peasant and farm enterprises	194 987	205 235

	Continuation	
	2017	2018
The share of registered small and medium enterprises in the total number of registered business entities for the Republic of Kazakhstan, in percent	96,2	96,3
Active small and medium-sized enterprises, units	1 145 994	1 241 328
including:		
active enterprises of small business	208 742	231 325
active enterprises of medium business	2 618	2 620
active individual entrepreneurs	747 107	809 115
Active peasant and farm enterprises	187 527	198 268
The share of active units of SME in the total number of active business entities for the Republic of Kazakhstan, in percent	96,2	96,4
Number of occupied in SME	3 190 133	3 312 457
including:		
Number of occupied in enterprises of small business	1 301 826	1 351 882
Number of occupied in enterprises of medium business	361 393	364 888
Number of occupied of individual entrepreneurs	1 240 876	1 315 162
Number of occupied in peasant and farm enterprises	286 038	280 525
Output of products by SME units, million tenge	23 241 125	26 473 049
including:		
Enterprises of small business	16 488 047	18 272 335
Enterprises of medium business	4 045 875	5 118 377
Individual entrepreneurs	1 554 704	1 764 985
Peasant and farm enterprises	1 152 499	1 317 352

\* The indicator is calculated using the new method.

### Dynamics of changes in key performance indicators of SME units



### 2.2 Number of active SMEs

	units				
	2014	2015	2016	2017	2018
<b>Total</b>					
<b>Republic of Kazakhstan</b>	929 870	1 242 579	1 106 353	1 145 994	1 241 328
Akmola	36 387	46 256	40 531	41 719	44 106
Aktobe	41 298	50 212	47 868	50 209	54 430
Almaty	96 586	117 332	107 980	109 877	115 630
Atyrau	35 664	46 687	40 735	42 897	46 756

Continuation

	2014	2015	2016	2017	2018
Batys Kazakhstan	31 894	39 588	36 157	37 111	40 062
Zhambyl	45 821	63 511	53 852	58 692	63 262
Karagandy	67 762	85 906	79 424	79 276	84 032
Kostanai	46 217	60 252	47 729	48 237	51 093
Kyzylorda	30 569	41 474	35 614	37 450	42 342
Mangistau	35 645	46 488	44 138	47 015	51 096
Ontustik Kazakhstan	127 093	183 367	168 889	177 411	-
Pavlodar	35 454	44 264	40 628	41 311	43 820
Soltustik Kazakhstan	25 984	34 306	27 652	27 587	28 969
Turkistan	-	-	-	-	130 804
Shygys Kazakhstan	80 233	98 617	87 041	79 966	87 678
Nur-Sultan city	64 749	99 186	92 921	97 251	124 685
Almaty city	128 514	185 133	155 194	169 985	174 509
Shymkent city	-	-	-	-	58 054
<b>Enterprises of small business</b>					
<b>Republic of Kazakhstan</b>	80 135	175 679	189 637	208 742	231 325
Akmola	2 954	4 828	5 726	6 437	7 072
Aktobe	4 181	7 070	8 279	9 032	9 856
Almaty	3 438	6 423	6 862	8 627	10 246
Atyrau	2 916	5 959	5 335	6 016	7 037
Batys Kazakhstan	2 553	4 277	4 762	5 505	5 825
Zhambyl	1 865	3 891	4 268	5 231	5 916
Karagandy	6 395	13 889	14 872	16 100	17 122
Kostanai	3 670	5 887	5 928	6 614	7 278
Kyzylorda	2 477	4 437	4 563	4 827	5 194
Mangistau	2 732	5 925	6 454	7 414	8 322
Ontustik Kazakhstan	6 477	12 635	13 922	16 523	-
Pavlodar	3 595	6 743	7 566	8 480	9 199
Soltustik Kazakhstan	2 441	3 772	4 218	4 704	4 967
Turkistan	-	-	-	-	7 084
Shygys Kazakhstan	6 318	8 070	8 542	9 895	10 818
Nur-Sultan city	8 008	26 758	30 900	35 329	40 887
Almaty city	20 115	55 115	57 440	58 008	62 324
Shymkent city	-	-	-	-	12 178
<b>Enterprises of medium business</b>					
<b>Republic of Kazakhstan</b>	2 279	2 897	2 711	2 618	2 620
Akmola	123	125	117	114	116
Aktobe	113	94	101	101	105
Almaty	134	138	139	152	162
Atyrau	77	85	99	103	114
Batys Kazakhstan	77	83	91	92	91
Zhambyl	54	61	53	51	54
Karagandy	184	196	192	188	181
Kostanai	143	155	147	147	149
Kyzylorda	72	73	66	60	59
Mangistau	80	92	95	84	92
Ontustik Kazakhstan	142	151	159	163	-
Pavlodar	95	102	94	103	110
Soltustik Kazakhstan	139	140	135	125	134
Turkistan	-	-	-	-	50

Continuation

	2014	2015	2016	2017	2018
Shygys Kazakhstan	163	167	158	163	171
Nur-Sultan city	183	292	295	261	251
Almaty city	500	943	770	711	661
Shymkent city	-	-	-	-	120
<b>Individual entrepreneurs</b>					
<b>Republic of Kazakhstan</b>	694 759	882 849	736 121	747 107	809 115
Akmola	29 757	37 770	31 171	31 034	32 173
Aktobe	32 806	38 828	34 906	35 935	38 687
Almaty	49 357	65 508	58 861	56 297	60 103
Atyrau	31 085	38 715	33 238	34 529	37 139
Batys Kazakhstan	25 627	30 884	26 662	26 064	27 895
Zhambyl	28 493	43 771	33 953	37 346	40 677
Karagandy	55 419	65 266	57 675	55 287	58 040
Kostanai	37 600	49 569	37 032	36 368	37 970
Kyzylorda	26 399	34 173	27 521	27 500	30 642
Mangistau	32 055	39 253	36 234	37 840	40 576
Ontustik Kazakhstan	70 179	102 174	86 876	92 092	-
Pavlodar	28 553	34 064	29 814	29 517	31 263
Soltustik Kazakhstan	20 930	27 571	20 511	19 595	20 179
Turkistan	-	-	-	-	54 685
Shygys Kazakhstan	62 068	74 467	63 168	55 407	61 149
Nur-Sultan city	56 549	72 132	61 694	61 553	83 339
Almaty city	107 882	128 704	96 805	110 743	110 931
Shymkent city	-	-	-	-	43 667
<b>Peasant and farm enterprises</b>					
<b>Republic of Kazakhstan</b>	152 697	181 154	177 884	187 527	198 268
Akmola	3 553	3 533	3 517	4 134	4 745
Aktobe	4 198	4 220	4 582	5 141	5 782
Almaty	43 657	45 263	42 118	44 801	45 119
Atyrau	1 586	1 928	2 063	2 249	2 466
Batys Kazakhstan	3 637	4 344	4 642	5 450	6 251
Zhambyl	15 409	15 788	15 578	16 064	16 615
Karagandy	5 764	6 555	6 685	7 701	8 689
Kostanai	4 804	4 641	4 622	5 108	5 696
Kyzylorda	1 621	2 791	3 464	5 063	6 447
Mangistau	778	1 218	1 355	1 677	2 106
Ontustik Kazakhstan	50 295	68 407	67 932	68 633	-
Pavlodar	3 211	3 355	3 154	3 211	3 248
Soltustik Kazakhstan	2 474	2 823	2 788	3 163	3 689
Turkistan	-	-	-	-	68 985
Shygys Kazakhstan	11 684	15 913	15 173	14 501	15 540
Nur-Sultan city	9	4	32	108	208
Almaty city	17	371	179	523	593
Shymkent city	-	-	-	-	2 089



## 2.3 Number of active SME units by economic activity

	units				
	2014	2015	2016	2017	2018
<b>Total</b>					
Total	929 870	1 242 579	1 106 353	1 145 994	1 241 328
Agriculture, forestry and fishing	158 153	213 069	209 371	222 186	231 312
Industry	28 267	42 562	40 789	42 332	45 505
Mining and quarrying	812	1 948	2 257	2 470	2 746
Manufacturing	26 059	38 069	35 749	36 733	39 283
Electricity, gas, steam and air conditioning	393	794	900	1 022	1 175
Water supply; sewerage, waste management and remediation activities	1 003	1 751	1 883	2 107	2 301
Construction	26 062	49 801	48 733	52 011	58 139
Wholesale and retail trade; repair of motor vehicles and motorcycles	389 457	493 850	404 025	408 198	434 770
Transportation and storage	62 313	88 815	72 365	69 327	77 012
Accommodation and food service activities	24 167	29 789	25 736	26 884	29 924
Information and communication	10 261	14 943	14 503	14 785	16 247
Financial and insurance activities	3 419	5 787	5 883	5 915	6 190
Real estate activities	59 141	70 519	68 124	77 209	80 953
Professional, scientific and technical activities	23 144	32 873	30 888	31 807	34 361
Administrative and support service activities	25 184	33 558	30 569	30 622	33 572
Education	5 939	9 439	10 818	12 823	15 924
Health care and social services	5 509	7 605	7 397	7 851	8 778
Arts, entertainment and recreation	5 764	7 852	7 744	8 501	9 901
Other service activities	103 090	142 117	129 408	135 543	158 740
<b>Enterprises of small business</b>					
Total	80 135	175 679	189 637	208 742	231 325
Agriculture, forestry and fishing	4 210	6 339	8 259	10 828	11 571
Industry	7 139	15 714	16 910	18 053	18 621
Mining and quarrying	672	1 778	2 083	2 280	2 520
Manufacturing	5 778	12 329	12 998	13 735	13 915
Electricity, gas, steam and air conditioning	241	591	670	748	846
Water supply; sewerage, waste management and remediation activities	448	1 016	1 159	1 290	1 340
Construction	11 752	31 023	30 948	32 075	34 672
Wholesale and retail trade; repair of motor vehicles and motorcycles	25 108	54 236	56 891	64 441	73 905
Transportation and storage	3 938	8 194	8 723	9 073	9 971
Accommodation and food service activities	1 215	2 907	3 188	3 707	4 415
Information and communication	2 274	5 276	6 018	6 347	6 827
Financial and insurance activities	2 987	5 300	5 528	5 572	5 739
Real estate activities	4 468	7 152	7 732	8 198	8 798
Professional, scientific and technical activities	7 169	14 852	15 828	16 541	17 608
Administrative and support service activities	4 607	8 983	9 792	10 651	11 802
Education	1 937	3 769	4 740	5 945	7 324
Health care and social services	1 533	2 627	2 924	3 297	3 750
Arts, entertainment and recreation	390	1 320	1 618	1 911	2 233
Other service activities	1 408	7 987	10 538	12 103	14 089
<b>Enterprises of medium business</b>					
Total	2 279	2 897	2 711	2 618	2 620
Agriculture, forestry and fishing	275	285	285	271	291

Continuation

	2014	2015	2016	2017	2018
Industry	571	672	641	640	642
Mining and quarrying	78	113	102	90	87
Manufacturing	431	493	466	479	476
Electricity, gas, steam and air conditioning	34	34	37	39	42
Water supply; sewerage, waste management and remediation activities	28	32	36	32	37
Construction	349	413	379	357	318
Wholesale and retail trade; repair of motor vehicles and motorcycles	316	437	374	365	380
Transportation and storage	153	194	187	170	156
Accommodation and food service activities	71	87	85	71	85
Information and communication	49	61	51	49	53
Financial and insurance activities	39	50	44	51	45
Real estate activities	46	62	65	62	61
Professional, scientific and technical activities	124	159	147	155	153
Administrative and support service activities	161	232	224	211	194
Education	34	44	43	46	57
Health care and social services	56	68	83	92	104
Arts, entertainment and recreation	24	49	38	36	43
Other service activities	11	84	65	42	38
<b>Individual entrepreneurs</b>					
Total	694 759	882 849	736 121	747 107	809 115
Agriculture, forestry and fishing	971	25 291	22 943	23 560	21 182
Industry	20 557	26 176	23 238	23 639	26 242
Mining and quarrying	62	57	72	100	139
Manufacturing	19 850	25 247	22 285	22 519	24 892
Electricity, gas, steam and air conditioning	118	169	193	235	287
Water supply; sewerage, waste management and remediation activities	527	703	688	785	924
Construction	13 961	18 365	17 406	19 579	23 149
Wholesale and retail trade; repair of motor vehicles and motorcycles	364 033	439 177	346 760	343 392	360 485
Transportation and storage	58 222	80 427	63 455	60 084	66 885
Accommodation and food service activities	22 881	26 795	22 463	23 106	25 424
Information and communication	7 938	9 606	8 434	8 389	9 367
Financial and insurance activities	393	437	311	292	406
Real estate activities	54 627	63 305	60 327	68 949	72 094
Professional, scientific and technical activities	15 851	17 862	14 913	15 111	16 600
Administrative and support service activities	20 416	24 343	20 553	19 760	21 576
Education	3 968	5 626	6 035	6 832	8 543
Health care and social services	3 920	4 910	4 390	4 462	4 924
Arts, entertainment and recreation	5 350	6 483	6 088	6 554	7 625
Other service activities	101 671	134 046	118 805	123 398	144 613
<b>Peasant and farm enterprises</b>					
Total	152 697	181 154	177 884	187 527	198 268

## 2.4 Number of occupied in SME

	2014	2015	2016	2017	2018
<b>Total</b>					
<b>Republic of Kazakhstan</b>	2 810 962	3 183 844	3 166 792	3 190 133	3 312 457
Akmola	123 009	133 991	132 431	129 505	133 231
Aktobe	128 456	140 875	134 834	137 499	141 358
Almaty	231 586	255 898	257 976	239 931	252 095
Atyrau	101 818	127 386	123 507	126 650	136 144
Batys Kazakhstan	98 110	105 996	106 883	113 115	114 990
Zhambyl	119 409	126 767	117 418	120 131	119 540
Karagandy	222 155	235 093	230 790	232 239	237 446
Kostanai	147 668	159 665	151 172	154 362	159 827
Kyzylorda	78 169	86 610	81 611	85 610	92 758
Mangistau	96 655	111 665	112 022	116 175	122 810
Ontustik Kazakhstan	288 942	329 043	326 337	332 339	-
Pavlodar	123 527	132 033	131 253	131 300	133 615
Soltustik Kazakhstan	99 301	104 696	102 476	102 393	105 062
Turkistan	-	-	-	-	203 761
Shygys Kazakhstan	224 016	236 169	234 714	227 440	231 733
Nur-Sultan city	253 277	290 273	325 182	328 227	374 559
Almaty city	474 864	607 684	598 186	613 217	609 168
Shymkent city	-	-	-	-	144 360
<b>Enterprises of small business</b>					
<b>Republic of Kazakhstan</b>	849 015	1 185 186	1 249 270	1 301 826	1 351 882
Akmola	34 520	48 991	49 073	50 075	49 541
Aktobe	41 580	53 428	52 736	53 138	55 621
Almaty	43 152	61 333	65 033	68 102	68 430
Atyrau	28 842	52 801	46 984	47 482	51 900
Batys Kazakhstan	25 845	32 640	32 032	34 618	32 855
Zhambyl	21 255	28 635	27 591	30 126	29 768
Karagandy	68 671	85 500	85 759	93 526	98 208
Kostanai	39 399	51 317	48 824	54 389	55 955
Kyzylorda	20 477	27 662	27 169	28 960	29 282
Mangistau	29 856	42 830	40 236	42 777	47 398
Ontustik Kazakhstan	69 893	87 647	96 295	103 545	-
Pavlodar	39 189	49 398	51 207	50 654	49 765
Soltustik Kazakhstan	25 776	34 063	35 931	37 002	38 656
Turkistan	-	-	-	-	44 199
Shygys Kazakhstan	58 774	68 125	68 292	73 823	72 101
Nur-Sultan city	107 164	141 341	178 092	186 009	211 719
Almaty city	194 622	319 475	344 016	347 600	350 541
Shymkent city	-	-	-	-	65 943
<b>Enterprises of medium business</b>					
<b>Republic of Kazakhstan</b>	516 520	351 779	352 954	361 393	364 888
Akmola	30 153	18 421	19 681	18 387	18 808
Aktobe	25 012	17 578	15 607	16 016	15 077
Almaty	28 268	20 534	20 210	19 905	24 304
Atyrau	19 913	13 478	16 883	18 928	21 758
Batys Kazakhstan	17 639	12 203	13 258	18 836	19 599
Zhambyl	14 556	8 350	8 399	7 455	7 145
Karagandy	41 034	26 453	25 129	27 239	26 477
Kostanai	33 164	20 673	22 567	23 363	24 151

Continuation

	2014	2015	2016	2017	2018
Kyzylorda	17 177	10 066	9 848	9 592	9 612
Mangistau	20 296	12 759	15 635	15 236	14 029
Ontustik Kazakhstan	35 171	23 476	23 714	25 297	-
Pavlodar	21 241	13 879	13 329	15 258	16 025
Soltustik Kazakhstan	27 997	20 280	20 481	19 835	19 790
Turkistan	-	-	-	-	7 170
Shygys Kazakhstan	36 994	25 627	25 487	24 617	24 665
Nur-Sultan city	45 893	29 115	29 890	29 558	28 758
Almaty city	102 012	78 887	72 836	71 871	70 785
Shymkent city	-	-	-	-	16 735
<b>Individual entrepreneurs</b>					
<b>Republic of Kazakhstan</b>	<b>1 136 050</b>	<b>1 360 338</b>	<b>1 288 167</b>	<b>1 240 876</b>	<b>1 315 162</b>
Akmola	50 785	59 903	57 320	53 946	57 155
Aktobe	53 049	61 103	58 401	57 237	61 697
Almaty	75 773	95 598	98 748	87 246	94 760
Atyrau	50 616	58 637	57 110	56 601	58 765
Batys Kazakhstan	46 803	53 422	53 566	49 591	52 136
Zhambyl	40 094	56 489	49 635	50 634	58 943
Karagandy	98 226	110 187	107 324	98 357	100 585
Kostanai	65 124	78 477	70 851	65 778	68 643
Kyzylorda	36 338	44 398	39 925	38 276	43 994
Mangistau	45 468	54 850	54 875	55 568	58 688
Ontustik Kazakhstan	91 039	126 090	118 176	120 643	-
Pavlodar	56 052	62 154	60 431	57 880	60 915
Soltustik Kazakhstan	40 403	47 542	41 099	39 397	39 609
Turkistan	-	-	-	-	69 738
Shygys Kazakhstan	107 860	122 360	122 195	104 027	109 410
Nur-Sultan city	100 212	119 813	117 195	112 543	133 691
Almaty city	178 208	209 315	181 316	193 152	187 023
Shymkent city	-	-	-	-	59 410
<b>Peasant and farm enterprises</b>					
<b>Republic of Kazakhstan</b>	<b>309 377</b>	<b>286 541</b>	<b>276 401</b>	<b>286 038</b>	<b>280 525</b>
Akmola	7 551	6 676	6 357	7 097	7 727
Aktobe	8 815	8 766	8 090	11 108	8 963
Almaty	84 393	78 433	73 985	64 678	64 601
Atyrau	2 447	2 470	2 530	3 639	3 721
Batys Kazakhstan	7 823	7 731	8 027	10 070	10 400
Zhambyl	43 504	33 293	31 793	31 916	23 684
Karagandy	14 224	12 953	12 578	13 117	12 176
Kostanai	9 981	9 198	8 930	10 832	11 078
Kyzylorda	4 177	4 484	4 669	8 782	9 870
Mangistau	1 035	1 226	1 276	2 594	2 695
Ontustik Kazakhstan	92 839	91 830	88 152	82 854	-
Pavlodar	7 045	6 602	6 286	7 508	6 910
Soltustik Kazakhstan	5 125	2 811	4 965	6 159	7 007
Turkistan	-	-	-	-	82 654
Shygys Kazakhstan	20 388	20 057	18 740	24 973	25 557
Nur-Sultan city	8	4	5	117	391
Almaty city	22	7	18	594	819
Shymkent city	-	-	-	-	2 272

## 2.5 Number of occupied in SME by economic activity

	persons				
	2014	2015	2016	2017	2018
<b>Total</b>					
Total	2 810 962	3 183 844	3 166 791	3 190 133	3 312 457
Agriculture, forestry and fishing	407 022	412 077	403 527	419 315	417 243
Industry	275 861	307 329	308 463	321 309	340 650
Mining and quarrying	24 860	29 428	28 228	29 767	33 891
Manufacturing	210 314	241 439	243 214	252 837	268 323
Electricity, gas, steam and air conditioning	16 828	13 966	13 171	13 854	18 327
Water supply; sewerage, waste management and remediation activities	23 859	22 496	23 850	24 851	20 109
Construction	237 897	280 734	293 802	283 692	292 570
Wholesale and retail trade; repair of motor vehicles and motorcycles	864 455	985 247	943 019	927 808	974 283
Transportation and storage	161 125	195 733	189 515	179 858	196 998
Accommodation and food service activities	95 203	108 411	108 015	113 226	125 396
Information and communication	46 295	53 086	53 727	51 841	60 021
Financial and insurance activities	15 724	20 594	20 007	21 091	24 165
Real estate activities	151 338	168 860	172 709	177 712	164 978
Professional, scientific and technical activities	128 102	143 183	136 882	135 596	131 416
Administrative and support service activities	120 511	138 888	143 635	145 177	156 529
Education	35 106	50 632	64 197	76 951	84 902
Health care and social services	40 091	48 028	52 607	57 666	60 520
Arts, entertainment and recreation	60 608	49 773	51 666	49 761	30 675
Other service activities	171 624	221 269	225 020	229 130	252 111
<b>Enterprises of small business</b>					
Total	849 015	1 185 186	1 249 269	1 301 826	1 351 882
Agriculture, forestry and fishing	40 213	58 264	59 422	61 347	64 659
Industry	107 120	163 945	159 906	175 681	180 133
Mining and quarrying	10 235	18 188	15 745	18 971	22 107
Manufacturing	81 721	121 639	119 989	131 115	137 992
Electricity, gas, steam and air conditioning	4 466	7 824	7 372	7 693	8 093
Water supply; sewerage, waste management and remediation activities	10 698	16 294	16 800	17 902	11 941
Construction	148 855	197 018	211 128	199 455	205 432
Wholesale and retail trade; repair of motor vehicles and motorcycles	213 297	268 302	286 622	306 835	328 799
Transportation and storage	45 067	66 010	64 883	66 707	78 486
Accommodation and food service activities	18 808	28 194	31 082	34 665	47 701
Information and communication	21 148	29 997	32 580	32 464	39 387
Financial and insurance activities	13 254	18 452	18 734	19 703	22 338
Real estate activities	55 813	65 921	69 016	67 476	51 319
Professional, scientific and technical activities	67 777	96 878	93 896	92 205	88 250
Administrative and support service activities	53 970	74 732	83 457	84 200	95 398
Education	17 439	34 147	45 116	56 248	63 369
Health care and social services	15 229	25 870	28 858	32 892	34 226
Arts, entertainment and recreation	19 274	34 810	36 089	34 341	13 357
Other service activities	11 751	22 646	28 480	37 607	39 028

Continuation

	2014	2015	2016	2017	2018
<b>Enterprises of medium business</b>					
Total	516 520	351 779	352 954	361 393	364 888
Agriculture, forestry and fishing	55 558	41 148	42 570	43 381	44 757
Industry	122 030	88 733	93 838	91 440	101 828
Mining and quarrying	14 467	11 064	12 321	10 575	11 477
Manufacturing	83 465	67 032	70 522	69 837	74 562
Electricity, gas, steam and air conditioning	11 858	5 623	5 267	5 560	9 557
Water supply; sewerage, waste management and remediation activities	12 240	5 014	5 728	5 468	6 232
Construction	64 570	52 639	51 223	51 861	50 807
Wholesale and retail trade; repair of motor vehicles and motorcycles	67 907	45 896	44 153	46 381	45 455
Transportation and storage	32 960	22 487	24 681	25 295	23 999
Accommodation and food service activities	14 369	11 899	12 062	12 926	10 077
Information and communication	12 981	8 622	6 992	6 083	6 614
Financial and insurance activities	1 947	1 572	817	978	1 303
Real estate activities	12 415	7 183	8 264	7 412	7 521
Professional, scientific and technical activities	36 166	19 273	17 147	19 182	18 031
Administrative and support service activities	32 740	26 046	23 773	27 191	25 731
Education	10 204	5 812	6 203	6 469	5 112
Health care and social services	16 984	12 683	13 809	14 838	15 968
Arts, entertainment and recreation	32 407	4 766	4 799	4 538	5 288
Other service activities	3 282	3 020	2 623	3 418	2 397
<b>Individual entrepreneurs</b>					
Total	1 136 050	1 360 338	1 288 167	1 240 876	1 315 162
Agriculture, forestry and fishing	1 874	26 124	25 134	28 549	27 302
Industry	46 711	54 651	54 719	54 188	58 689
Mining and quarrying	158	176	162	221	307
Manufacturing	45 128	52 768	52 703	51 885	55 769
Electricity, gas, steam and air conditioning	504	519	532	601	677
Water supply; sewerage, waste management and remediation activities	921	1 188	1 322	1 481	1 936
Construction	24 472	31 077	31 451	32 376	36 331
Wholesale and retail trade; repair of motor vehicles and motorcycles	583 251	671 049	612 244	574 592	600 029
Transportation and storage	83 098	107 236	99 951	87 856	94 513
Accommodation and food service activities	62 026	68 318	64 871	65 635	67 618
Information and communication	12 166	14 467	14 155	13 294	14 020
Financial and insurance activities	523	570	456	410	524
Real estate activities	83 110	95 756	95 429	102 824	106 138
Professional, scientific and technical activities	24 159	27 032	25 839	24 209	25 135
Administrative and support service activities	33 801	38 110	36 405	33 786	35 400
Education	7 463	10 673	12 878	14 234	16 421
Health care and social services	7 878	9 475	9 940	9 936	10 326
Arts, entertainment and recreation	8 927	10 197	10 778	10 882	12 030
Other service activities	156 591	195 603	193 917	188 105	210 686
<b>Peasant and farm enterprises</b>					
Total	309 377	286 541	276 401	286 038	280 525

## 2.6 The output of all SMEs

million tenge

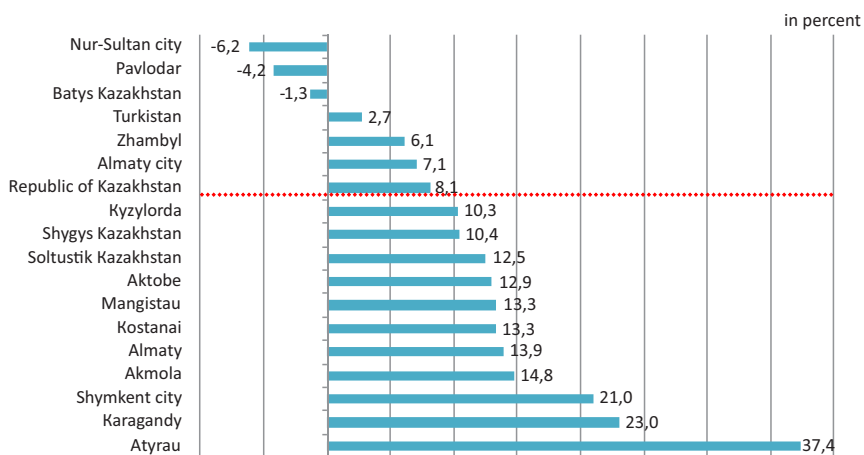
	2014	2015	2016	2017	2018
<b>Total</b>					
<b>Republic of Kazakhstan</b>	15 568 081	15 699 405	19 609 010	23 241 125	26 473 049
Akmola	398 010	481 256	587 262	653 408	785 649
Aktobe	556 354	636 782	660 197	757 393	894 930
Almaty	826 428	854 769	976 529	1 142 516	1 367 731
Atyrau	622 691	869 820	967 674	1 647 391	2 385 604
Batys Kazakhstan	1 158 253	1 006 829	1 281 766	1 448 044	1 510 142
Zhambyl	311 288	337 936	381 622	431 073	479 542
Karagandy	660 777	717 269	820 338	1 031 609	1 333 266
Kostanai	503 151	482 159	573 086	764 732	908 634
Kyzylorda	247 169	236 518	266 435	325 868	380 617
Mangistau	683 224	640 770	878 499	784 844	943 258
Ontustik Kazakhstan	747 462	848 239	1 035 100	1 160 075	-
Pavlodar	538 081	611 951	524 121	745 522	745 716
Soltustik Kazakhstan	312 725	334 893	374 662	490 388	570 829
Turkistan	-	-	-	-	532 055
Shygys Kazakhstan	548 825	615 114	826 040	900 219	1 037 218
Nur-Sultan city	3 653 784	3 359 227	4 297 809	4 888 936	4 886 210
Almaty city	3 799 859	3 665 873	5 157 870	6 069 107	6 870 957
Shymkent city	-	-	-	-	840 691
<b>Enterprises of small business</b>					
<b>Republic of Kazakhstan</b>	8 007 342	10 200 061	13 568 530	16 488 047	18 272 335
Akmola	179 733	261 622	354 339	401 467	483 142
Aktobe	293 857	395 200	447 258	484 602	596 373
Almaty	330 982	393 891	429 314	569 178	707 125
Atyrau	280 220	644 305	680 531	1 272 190	1 922 601
Batys Kazakhstan	928 183	791 143	999 504	1 110 862	1 170 970
Zhambyl	112 064	161 065	172 454	198 857	206 792
Karagandy	329 511	419 748	507 224	642 738	867 485
Kostanai	207 762	244 159	297 354	431 419	523 445
Kyzylorda	97 386	144 943	150 383	195 730	225 667
Mangistau	358 422	454 141	621 320	551 278	657 692
Ontustik Kazakhstan	353 431	461 808	585 247	650 572	-
Pavlodar	320 316	417 374	318 624	469 054	420 364
Soltustik Kazakhstan	109 157	151 040	175 374	239 235	295 606
Turkistan	-	-	-	-	224 647
Shygys Kazakhstan	204 400	267 752	440 045	471 644	535 985
Nur-Sultan city	2 263 708	2 617 572	3 537 812	4 044 131	3 695 943
Almaty city	1 638 210	2 374 298	3 851 747	4 755 090	5 211 488
Shymkent city	-	-	-	-	527 010
<b>Enterprises of medium business</b>					
<b>Republic of Kazakhstan</b>	5 801 985	3 076 564	3 484 992	4 045 875	5 118 377
Akmola	141 707	101 337	140 929	147 845	183 878
Aktobe	183 842	149 496	116 710	160 967	163 866
Almaty	285 564	182 456	238 870	252 976	275 001
Atyrau	272 359	122 426	186 605	266 271	353 494
Batys Kazakhstan	145 402	99 925	140 722	183 970	212 092
Zhambyl	106 171	50 675	67 843	77 078	98 408
Karagandy	211 607	129 226	147 629	195 731	246 617

Continuation

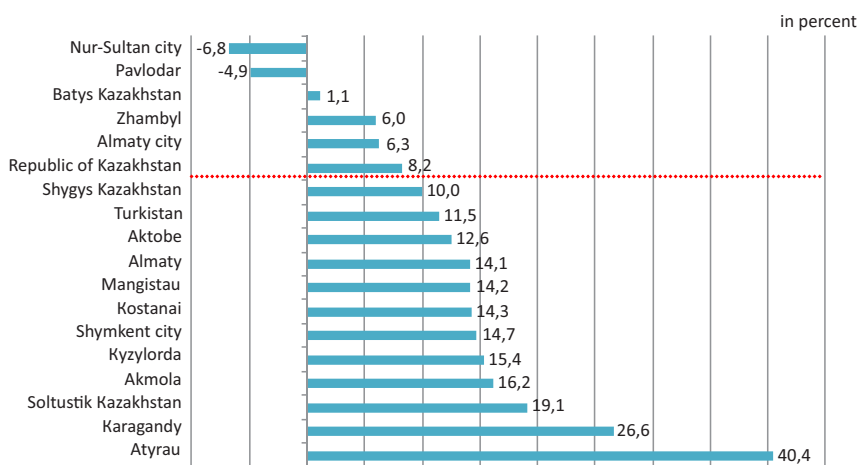
	2014	2015	2016	2017	2018
Kostanai	184 651	110 029	145 575	178 554	205 608
Kyzylorda	118 282	45 617	68 362	70 414	99 058
Mangistau	278 732	124 952	178 370	153 099	195 065
Ontustik Kazakhstan	196 151	134 128	165 552	204 459	-
Pavlodar	131 623	91 534	98 775	132 697	175 249
Soltustik Kazakhstan	119 850	87 205	103 567	120 295	144 088
Turkistan	-	-	-	-	59 816
Shygys Kazakhstan	176 211	153 381	176 244	190 177	220 094
Nur-Sultan city	1 281 914	543 972	569 361	665 897	980 789
Almaty city	1 967 919	950 205	939 878	1 045 445	1 303 023
Shymkent city	-	-	-	-	202 231
<b>Individual entrepreneurs</b>					
<b>Republic of Kazakhstan</b>	<b>972 670</b>	<b>1 518 237</b>	<b>1 511 733</b>	<b>1 554 704</b>	<b>1 764 985</b>
Akmola	39 334	77 403	52 749	57 856	71 487
Aktobe	45 395	55 162	52 778	62 703	73 554
Almaty	47 449	92 864	97 495	97 880	105 481
Atyrau	57 547	87 966	85 532	93 547	92 219
Batys Kazakhstan	51 617	83 309	93 454	101 299	79 811
Zhambyl	24 350	39 447	38 067	47 152	50 653
Karagandy	67 151	101 887	83 900	99 781	114 851
Kostanai	56 597	64 811	65 924	72 786	88 046
Kyzylorda	21 358	30 437	31 497	39 479	35 377
Mangistau	43 437	57 662	74 356	74 982	84 296
Ontustik Kazakhstan	63 958	107 552	118 532	141 641	-
Pavlodar	46 496	51 238	48 304	74 031	74 533
Soltustik Kazakhstan	36 549	42 366	34 874	57 042	51 665
Turkistan	-	-	-	-	53 545
Shygys Kazakhstan	69 722	87 204	77 451	87 076	114 758
Nur-Sultan city	108 134	197 655	190 609	178 879	209 453
Almaty city	193 576	341 274	366 211	268 570	356 441
Shymkent city	-	-	-	-	108 815
<b>Peasant and farm enterprises</b>					
<b>Republic of Kazakhstan</b>	<b>786 084</b>	<b>904 543</b>	<b>1 043 755</b>	<b>1 152 499</b>	<b>1 317 352</b>
Akmola	37 236	40 894	39 245	46 240	47 142
Aktobe	33 260	36 924	43 451	49 121	61 137
Almaty	162 433	185 558	210 850	222 482	280 124
Atyrau	12 565	15 123	15 006	15 383	17 290
Batys Kazakhstan	33 051	32 452	48 086	51 913	47 269
Zhambyl	68 703	86 749	103 258	107 986	123 689
Karagandy	52 508	66 408	81 585	93 359	104 313
Kostanai	54 141	63 160	64 233	81 973	91 535
Kyzylorda	10 143	15 521	16 193	20 245	20 515
Mangistau	2 633	4 015	4 453	5 485	6 205
Ontustik Kazakhstan	133 922	144 751	165 769	163 403	-
Pavlodar	39 646	51 805	58 418	69 740	75 570
Soltustik Kazakhstan	47 169	54 282	60 847	73 816	79 470
Turkistan	-	-	-	-	194 047
Shygys Kazakhstan	98 492	106 777	132 300	151 322	166 381
Nur-Sultan city	28	28	27	29	25
Almaty city	154	96	34	2	5
Shymkent city	-	-	-	-	2 635



### Decrease (increase) in output of all SMEs in 2018



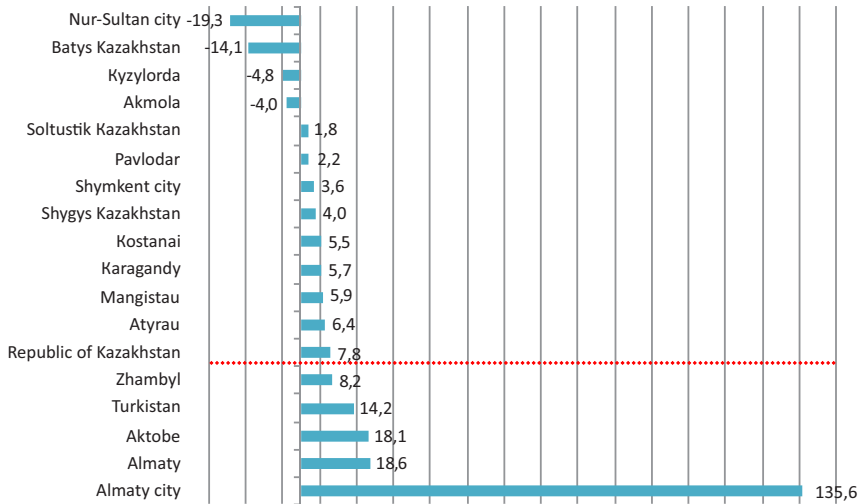
### Decrease (increase) in output by legal entities in 2018



### Decrease (increase) in output by individual entrepreneurs in 2018



### Decrease (increase) in output by PFE (peasant farm enterprise) in 2018



## 2.7 Output of products by all of SME units by economic activity

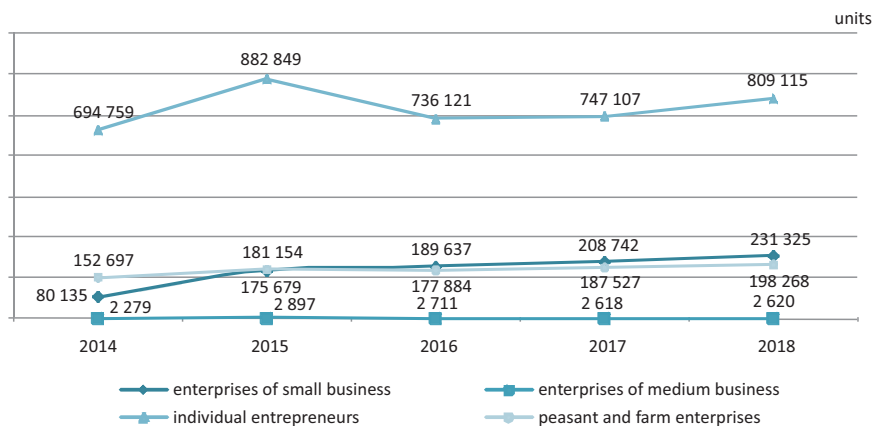
million tenge

	2014	2015	2016	2017	2018
<b>Total</b>					
Total	15 568 081	15 699 405	19 609 010	23 241 125	26 473 049
Agriculture, forestry and fishing	1 156 746	1 298 194	1 540 413	1 822 652	2 057 209
Industry	3 493 351	3 128 662	4 305 235	4 713 248	5 687 301
Mining and quarrying	1 561 632	1 193 664	1 418 308	1 570 434	1 996 328
Manufacturing	1 571 308	1 675 776	2 533 452	2 706 976	3 122 411
Electricity, gas, steam and air conditioning	281 201	189 439	235 860	305 076	435 909
Water supply; sewerage, waste management and remediation activities	79 210	69 783	117 615	130 762	132 653
Construction	2 820 376	3 033 443	3 990 829	3 963 633	3 979 704
Wholesale and retail trade; repair of motor vehicles and motorcycles	3 740 104	3 583 059	3 892 959	5 499 850	6 597 328
Transportation and storage	1 381 396	877 433	1 197 500	1 382 556	1 889 272
Accommodation and food service activities	168 396	228 437	299 544	361 382	378 519
Information and communication	276 217	326 353	456 810	562 298	859 837
Financial and insurance activities	182 929	285 895	182 241	461 536	274 764
Real estate activities	520 795	701 240	850 598	840 952	863 098
Professional, scientific and technical activities	978 178	1 116 794	1 430 320	1 863 875	1 819 601
Administrative and support service activities	378 692	484 710	688 600	713 699	755 149
Education	89 019	102 703	128 955	165 506	188 216
Health care and social services	93 699	108 286	139 552	170 266	213 157
Arts, entertainment and recreation	116 107	116 595	125 925	179 717	150 693
Other service activities	172 076	307 601	379 529	539 955	759 201
<b>Enterprises of small business</b>					
Total	8 007 342	10 200 061	13 568 530	16 488 047	18 272 335
Agriculture, forestry and fishing	156 662	212 663	277 864	403 215	428 131
Industry	1 611 024	2 169 512	2 847 500	3 254 999	3 888 946
Mining and quarrying	924 618	1 037 642	1 248 946	1 373 640	1 669 728
Manufacturing	582 022	1 001 094	1 389 151	1 602 220	1 815 407
Electricity, gas, steam and air conditioning	65 416	83 635	124 348	183 161	317 854
Water supply; sewerage, waste management and remediation activities	38 968	47 141	85 055	95 978	85 957
Construction	1 842 308	2 490 572	3 355 698	3 247 832	3 270 314
Wholesale and retail trade; repair of motor vehicles and motorcycles	2 302 360	2 234 422	2 933 544	4 257 805	4 771 721
Transportation and storage	486 394	580 650	845 847	889 994	1 162 811
Accommodation and food service activities	53 927	104 426	139 059	164 483	250 615
Information and communication	155 170	243 220	356 959	472 806	755 348
Financial and insurance activities	85 526	153 738	174 436	448 466	263 745
Real estate activities	311 413	419 259	448 941	528 153	552 232
Professional, scientific and technical activities	622 223	923 473	1 181 712	1 612 157	1 529 355
Administrative and support service activities	199 180	312 416	514 242	463 768	483 537
Education	50 009	72 960	94 677	127 839	148 055
Health care and social services	43 721	69 274	87 727	110 193	130 738
Arts, entertainment and recreation	38 765	82 973	83 680	130 156	104 222
Other service activities	48 660	130 503	226 644	376 181	532 565
<b>Enterprises of medium business</b>					
Total	5 801 985	3 076 564	3 484 992	4 045 875	5 118 377
Agriculture, forestry and fishing	212 046	178 393	216 725	264 353	294 074

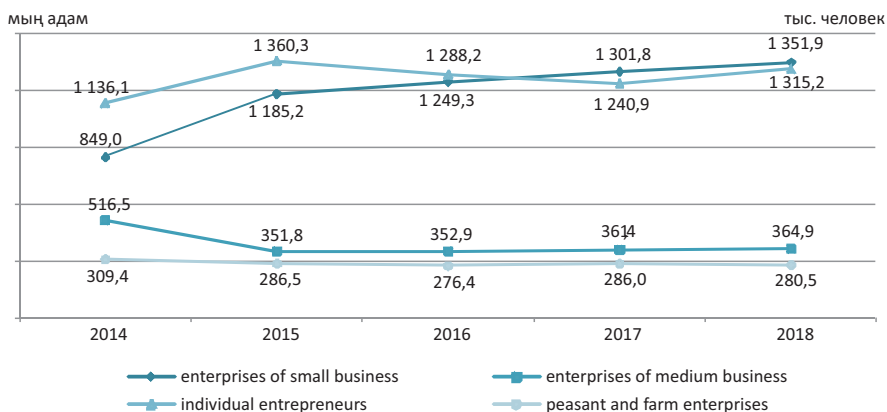
Continuation

	2014	2015	2016	2017	2018
Industry	1 841 419	898 585	1 201 559	1 260 117	1 718 370
Mining and quarrying	636 313	155 251	168 628	195 985	325 509
Manufacturing	950 046	616 398	890 316	909 239	1 230 409
Electricity, gas, steam and air conditioning	215 464	105 383	110 992	121 365	117 328
Water supply; sewerage, waste management and remediation activities	39 596	21 553	31 623	33 528	45 124
Construction	952 323	503 369	603 873	677 799	656 914
Wholesale and retail trade; repair of motor vehicles and motorcycles	948 186	638 435	469 643	608 190	945 076
Transportation and storage	819 463	193 085	258 900	381 610	602 382
Accommodation and food service activities	78 181	63 021	88 335	118 378	62 440
Information and communication	112 700	70 280	91 459	79 390	87 598
Financial and insurance activities	97 073	131 597	7 320	12 507	10 433
Real estate activities	96 071	48 809	67 118	74 788	113 419
Professional, scientific and technical activities	336 764	160 438	225 706	226 997	259 943
Administrative and support service activities	138 127	96 986	127 187	195 830	206 372
Education	36 407	24 657	30 172	31 309	31 247
Health care and social services	47 020	34 322	47 840	54 679	74 942
Arts, entertainment and recreation	69 690	24 535	36 228	42 303	36 732
Other service activities	16 515	10 052	12 927	17 625	18 435
<b>Individual entrepreneurs</b>					
Total	972 670	1 518 237	1 511 733	1 554 704	1 764 985
Agriculture, forestry and fishing	1 954	2 595	2 069	2 585	17 652
Industry	40 908	60 565	256 176	198 132	79 985
Mining and quarrying	701	771	734	809	1 091
Manufacturing	39 240	58 284	253 985	195 517	76 595
Electricity, gas, steam and air conditioning	321	421	520	550	727
Water supply; sewerage, waste management and remediation activities	646	1 089	937	1 256	1 572
Construction	25 745	39 502	31 258	38 002	52 476
Wholesale and retail trade; repair of motor vehicles and motorcycles	489 558	710 202	489 772	633 855	880 531
Transportation and storage	75 539	103 698	92 753	110 952	124 079
Accommodation and food service activities	36 288	60 990	72 150	78 521	65 464
Information and communication	8 347	12 853	8 392	10 102	16 891
Financial and insurance activities	330	560	485	563	586
Real estate activities	113 311	233 172	334 539	238 011	197 447
Professional, scientific and technical activities	19 191	32 883	22 902	24 721	30 303
Administrative and support service activities	41 385	75 308	47 171	54 101	65 240
Education	2 603	5 086	4 106	6 358	8 914
Health care and social services	2 958	4 690	3 985	5 394	7 477
Arts, entertainment and recreation	7 652	9 087	6 017	7 258	9 739
Other service activities	106 901	167 046	139 958	146 149	208 201
<b>Peasant and farm enterprises</b>					
Total	786 084	904 543	1 043 755	1 152 499	1 317 352

### Dynamics of the number of active SMEs



### Dynamics of the number of occupied SME units



## Enterprises

### 2.8 Number of registered SMEs

	units				
	2014	2015	2016	2017	2018
<b>Republic of Kazakhstan</b>	293 777	300 643	323 470	351 984	372 781
Akmola	8 086	8 450	9 129	9 815	10 341
Aktobe	11 173	11 882	12 927	14 004	14 889
Almaty	12 045	13 213	14 403	15 713	16 852
Atyrau	8 451	8 446	8 967	9 758	10 600
Batys Kazakhstan	6 545	6 831	7 359	7 944	8 442
Zhambyl	6 734	7 076	7 771	8 569	9 309
Karagandy	20 090	21 203	22 489	24 127	25 064
Kostanai	9 550	9 525	10 162	10 698	10 869
Kyzylorda	5 877	6 337	6 778	7 338	7 640
Mangistau	9 973	10 640	11 074	11 934	12 922
Ontustik Kazakhstan	24 936	24 740	26 384	28 974	-
Pavlodar	9 468	9 965	10 823	11 886	12 837
Soltustik Kazakhstan	6 428	6 569	7 048	7 442	7 627
Turkistan	-	-	-	-	10 403
Shygyz Kazakhstan	15 578	15 125	15 837	16 807	16 364
Nur-Sultan city	43 403	45 234	50 370	57 315	64 339
Almaty city	95 440	95 407	101 949	109 660	114 845
Shymkent city	-	-	-	-	19 438

### 2.9 Number of registered SMEs by economic activity

	units				
	2014	2015	2016	2017	2018
<b>Total</b>	293 777	300 643	323 470	351 984	372 781
Agriculture, forestry and fishing	11 223	11 288	13 198	15 621	16 194
Industry	25 083	25 761	27 631	29 063	29 820
Mining and quarrying	2 664	2 872	3 216	3 457	3 721
Manufacturing	19 959	20 293	21 513	22 426	22 681
Electricity, gas, steam and air conditioning	903	962	1 076	1 187	1 322
Water supply; sewerage, waste management and remediation activities	1 557	1 634	1 826	1 993	2 096
Construction	49 722	50 810	53 134	55 971	58 017
Wholesale and retail trade; repair of motor vehicles and motorcycles	108 266	106 416	112 283	122 436	129 563
Transportation and storage	12 570	13 179	14 079	14 997	15 931
Accommodation and food service activities	4 124	4 535	5 049	5 775	6 509
Information and communication	7 828	8 357	9 178	9 964	10 712
Financial and insurance activities	8 936	9 065	9 508	9 739	9 662
Real estate activities	9 271	9 765	10 361	10 982	11 520
Professional, scientific and technical activities	24 823	25 052	26 320	27 728	28 525

	Continuation				
	2014	2015	2016	2017	2018
Administrative and support service activities	13 386	14 081	15 219	16 423	17 532
Education	4 554	5 194	6 385	7 762	9 242
Health care and social services	3 488	3 724	4 131	4 573	5 041
Arts, entertainment and recreation	2 337	2 507	2 846	3 290	3 629
Other service activities	8 166	10 909	14 148	17 660	20 884

## 2.10 Structure of registered SMEs

	in percent				
	2014	2015	2016	2017	2018
<b>Republic of Kazakhstan</b>	100,0	100,0	100,0	100,0	100,0
Akmola	2,8	2,8	2,8	2,8	2,8
Aktobe	3,8	4,0	4,0	4,0	4,0
Almaty	4,1	4,4	4,5	4,5	4,5
Atyrau	2,9	2,8	2,8	2,8	2,8
Batys Kazakhstan	2,2	2,3	2,3	2,3	2,3
Zhambyl	2,3	2,4	2,4	2,4	2,5
Karagandy	6,8	7,1	6,9	6,8	6,7
Kostanai	3,2	3,2	3,1	3,0	2,9
Kyzylorda	2,0	2,1	2,1	2,1	2,0
Mangistau	3,4	3,5	3,4	3,4	3,5
Ontustik Kazakhstan	8,5	8,2	8,2	8,2	-
Pavlodar	3,2	3,3	3,3	3,4	3,4
Soltustik Kazakhstan	2,2	2,2	2,2	2,1	2,1
Turkistan	-	-	-	-	2,8
Shygyys Kazakhstan	5,3	5,0	4,9	4,8	4,4
Nur-Sultan city	14,8	15,0	15,6	16,3	17,3
Almaty city	32,5	31,7	31,5	31,1	30,8
Shymkent city	-	-	-	-	5,2

## 2.11 Structure of registered SMEs by economic activity

	in percent				
	2014	2015	2016	2017	2018
Total	100,0	100,0	100,0	100,0	100,0
Agriculture, forestry and fishing	3,8	3,8	4,1	4,4	4,3
Industry	8,5	8,6	8,5	8,3	8,0
Mining and quarrying	0,9	1,0	1,0	1,0	1,0
Manufacturing	6,8	6,8	6,6	6,4	6,1
Electricity, gas, steam and air conditioning	0,3	0,3	0,3	0,3	0,3
Water supply; sewerage, waste management and remediation activities	0,5	0,5	0,6	0,6	0,6
Construction	16,9	16,9	16,4	15,9	15,6
Wholesale and retail trade; repair of motor vehicles and motorcycles	36,9	35,4	34,7	34,8	34,8
Transportation and storage	4,3	4,4	4,4	4,3	4,3
Accommodation and food service activities	1,4	1,5	1,6	1,6	1,7

Continuation					
	2014	2015	2016	2017	2018
Information and communication	2,7	2,8	2,8	2,8	2,9
Financial and insurance activities	3,0	3,0	2,9	2,8	2,6
Real estate activities	3,2	3,3	3,2	3,1	3,1
Professional, scientific and technical activities	8,4	8,3	8,1	7,9	7,6
Administrative and support service activities	4,6	4,7	4,7	4,7	4,7
Education	1,5	1,7	2,0	2,2	2,5
Health care and social services	1,2	1,2	1,3	1,3	1,3
Arts, entertainment and recreation	0,8	0,8	0,9	0,9	1,0
Other service activities	2,8	3,6	4,4	5,0	5,6

## 2.12 Number of active SMEs

units					
	2014	2015	2016	2017	2018
<b>Republic of Kazakhstan</b>	82 414	178 576	192 348	211 360	233 945
Akmola	3 077	4 953	5 843	6 551	7 188
Aktobe	4 294	7 164	8 380	9 133	9 961
Almaty	3 572	6 561	7 001	8 779	10 408
Atyrau	2 993	6 044	5 434	6 119	7 151
Batys Kazakhstan	2 630	4 360	4 853	5 597	5 916
Zhambyl	1 919	3 952	4 321	5 282	5 970
Karagandy	6 579	14 085	15 064	16 288	17 303
Kostanai	3 813	6 042	6 075	6 761	7 427
Kyzylorda	2 549	4 510	4 629	4 887	5 253
Mangistau	2 812	6 017	6 549	7 498	8 414
Ontustik Kazakhstan	6 619	12 786	14 081	16 686	-
Pavlodar	3 690	6 845	7 660	8 583	9 309
Soltustik Kazakhstan	2 580	3 912	4 353	4 829	5 101
Turkistan	-	-	-	-	7 134
Shygys Kazakhstan	6 481	8 237	8 700	10 058	10 989
Nur-Sultan city	8 191	27 050	31 195	35 590	41 138
Almaty city	20 615	56 058	58 210	58 719	62 985
Shymkent city	-	-	-	-	12 298

## 2.13 Number of active SMEs by economic activity

units					
	2014	2015	2016	2017	2018
Total	82 414	178 576	192 348	211 360	233 945
Agriculture, forestry and fishing	4 485	6 624	8 544	11 099	11 862
Industry	7 710	16 386	17 551	18 693	19 263
Mining and quarrying	750	1 891	2 185	2 370	2 607
Manufacturing	6 209	12 822	13 464	14 214	14 391
Electricity, gas, steam and air conditioning	275	625	707	787	888
Water supply; sewerage, waste management and remediation activities	476	1 048	1 195	1 322	1 377



	Continuation				
	2014	2015	2016	2017	2018
Construction	12 101	31 436	31 327	32 432	34 990
Wholesale and retail trade; repair of motor vehicles and motorcycles	25 424	54 673	57 265	64 806	74 285
Transportation and storage	4 091	8 388	8 910	9 243	10 127
Accommodation and food service activities	1 286	2 994	3 273	3 778	4 500
Information and communication	2 323	5 337	6 069	6 396	6 880
Financial and insurance activities	3 026	5 350	5 572	5 623	5 784
Real estate activities	4 514	7 214	7 797	8 260	8 859
Professional, scientific and technical activities	7 293	15 011	15 975	16 696	17 761
Administrative and support service activities	4 768	9 215	10 016	10 862	11 996
Education	1 971	3 813	4 783	5 991	7 381
Health care and social services	1 589	2 695	3 007	3 389	3 854
Arts, entertainment and recreation	414	1 369	1 656	1 947	2 276
Other service activities	1 419	8 071	10 603	12 145	14 127

## 2.14 Structure of active SMEs

	in percent				
	2014	2015	2016	2017	2018
<b>Republic of Kazakhstan</b>	100,0	100,0	100,0	100,0	100,0
Akmola	3,7	2,8	3,0	3,1	3,1
Aktobe	5,2	4,0	4,4	4,3	4,3
Almaty	4,4	3,7	3,6	4,2	4,4
Atyrau	3,6	3,4	2,8	2,9	3,1
Batys Kazakhstan	3,2	2,4	2,5	2,6	2,5
Zhambyl	2,3	2,2	2,3	2,5	2,5
Karagandy	8,0	7,9	7,8	7,7	7,4
Kostanai	4,6	3,4	3,2	3,2	3,2
Kyzylorda	3,1	2,5	2,4	2,3	2,2
Mangistau	3,4	3,4	3,4	3,5	3,6
Ontustik Kazakhstan	8,0	7,2	7,3	7,9	-
Pavlodar	4,5	3,8	4,0	4,1	4,0
Soltustik Kazakhstan	3,1	2,2	2,3	2,3	2,2
Turkistan	-	-	-	-	3,0
Shygyz Kazakhstan	7,9	4,6	4,5	4,8	4,7
Nur-Sultan city	10,0	15,1	16,2	16,8	17,6
Almaty city	25,0	31,4	30,3	27,8	26,9
Shymkent city	-	-	-	-	5,3

## 2.15 Structure of active SMEs by economic activity

	in percent				
	2014	2015	2016	2017	2018
Total	100,0	100,0	100,0	100,0	100,0
Agriculture, forestry and fishing	5,4	3,7	4,4	5,3	5,1
Industry	9,4	9,2	9,1	8,8	8,2
Mining and quarrying	0,9	1,1	1,1	1,1	1,1

Continuation					
	2014	2015	2016	2017	2018
Manufacturing	7,6	7,2	7,0	6,7	6,1
Electricity, gas, steam and air conditioning	0,3	0,3	0,4	0,4	0,4
Water supply; sewerage, waste management and remediation activities	0,6	0,6	0,6	0,6	0,6
Construction	14,7	17,6	16,3	15,4	15,0
Wholesale and retail trade; repair of motor vehicles and motorcycles	30,8	30,6	29,8	30,7	31,8
Transportation and storage	5,0	4,7	4,6	4,4	4,3
Accommodation and food service activities	1,6	1,7	1,7	1,8	1,9
Information and communication	2,8	3,0	3,2	3,0	2,9
Financial and insurance activities	3,7	3,0	2,9	2,7	2,5
Real estate activities	5,5	4,0	4,0	3,9	3,8
Professional, scientific and technical activities	8,8	8,4	8,3	7,9	7,6
Administrative and support service activities	5,8	5,2	5,2	5,1	5,1
Education	2,4	2,1	2,5	2,8	3,2
Health care and social services	1,9	1,5	1,6	1,6	1,6
Arts, entertainment and recreation	0,5	0,8	0,9	0,9	1,0
Other service activities	1,7	4,5	5,5	5,7	6,0

## 2.16 Number of occupied in SMEs

persons					
	2014	2015	2016	2017	2018
<b>Republic of Kazakhstan</b>	1 365 535	1 536 965	1 602 224	1 663 219	1 716 770
Akmola	64 673	67 412	68 754	68 462	68 349
Aktobe	66 592	71 006	68 343	69 154	70 698
Almaty	71 420	81 867	85 243	88 007	92 734
Atyrau	48 755	66 279	63 867	66 410	73 658
Batys Kazakhstan	43 484	44 843	45 290	53 454	52 454
Zhambyl	35 811	36 985	35 990	37 581	36 913
Karagandy	109 705	111 953	110 888	120 765	124 685
Kostanai	72 563	71 990	71 391	77 752	80 106
Kyzylorda	37 654	37 728	37 017	38 552	38 894
Mangistau	50 152	55 589	55 871	58 013	61 427
Ontustik Kazakhstan	105 064	111 123	120 009	128 842	-
Pavlodar	60 430	63 277	64 536	65 912	65 790
Soltustik Kazakhstan	53 773	54 343	56 412	56 837	58 446
Turkistan	-	-	-	-	51 369
Shygys Kazakhstan	95 768	93 752	93 779	98 440	96 766
Nur-Sultan city	153 057	170 456	207 982	215 567	240 477
Almaty city	296 634	398 362	416 852	419 471	421 326
Shymkent city	-	-	-	-	82 678

## 2.17 Number of occupied in SMEs by economic activity

persons

	2014	2015	2016	2017	2018
Total	1 365 535	1 536 965	1 602 224	1 663 219	1 716 770
Agriculture, forestry and fishing	95 771	99 412	101 992	104 728	109 416
Industry	229 150	252 678	253 744	267 121	281 961
Mining and quarrying	24 702	29 252	28 066	29 546	33 584
Manufacturing	165 186	188 671	190 511	200 952	212 554
Electricity, gas, steam and air conditioning	16 324	13 447	12 639	13 253	17 650
Water supply; sewerage, waste management and remediation activities	22 938	21 308	22 528	23 370	18 173
Construction	213 425	249 657	262 351	251 316	256 239
Wholesale and retail trade; repair of motor vehicles and motorcycles	281 204	314 198	330 775	353 216	374 254
Transportation and storage	78 027	88 497	89 564	92 002	102 485
Accommodation and food service activities	33 177	40 093	43 144	47 591	57 778
Information and communication	34 129	38 619	39 572	38 547	46 001
Financial and insurance activities	15 201	20 024	19 551	20 681	23 641
Real estate activities	68 228	73 104	77 280	74 888	58 840
Professional, scientific and technical activities	103 943	116 151	111 043	111 387	106 281
Administrative and support service activities	86 710	100 778	107 230	111 391	121 129
Education	27 643	39 959	51 319	62 717	68 481
Health care and social services	32 213	38 553	42 667	47 730	50 194
Arts, entertainment and recreation	51 681	39 576	40 888	38 879	18 645
Other service activities	15 033	25 666	31 104	41 025	41 425

## 2.18 Structure of occupied in SMEs

in percent

	2014	2015	2016	2017	2018
<b>Republic of Kazakhstan</b>	100,0	100,0	100,0	100,0	100,0
Akmola	4,7	4,4	4,3	4,1	4,0
Aktobe	4,9	4,6	4,3	4,1	4,1
Almaty	5,2	5,3	5,3	5,3	5,4
Atyrau	3,6	4,3	4,0	4,0	4,3
Batys Kazakhstan	3,2	2,9	2,8	3,2	3,1
Zhambyl	2,6	2,4	2,2	2,3	2,1
Karagandy	8,0	7,3	6,9	7,3	7,3
Kostanai	5,3	4,7	4,5	4,7	4,7
Kyzylorda	2,8	2,5	2,3	2,3	2,3
Mangistau	3,7	3,6	3,5	3,5	3,6
Ontustik Kazakhstan	7,7	7,2	7,5	7,7	-
Pavlodar	4,4	4,1	4,0	4,0	3,8
Soltustik Kazakhstan	4,0	3,6	3,5	3,4	3,4
Turkistan	-	-	-	-	3,0
Shygys Kazakhstan	7,0	6,1	5,9	5,9	5,6
Nur-Sultan city	11,2	11,1	13,0	13,0	14,0
Almaty city	21,7	25,9	26,0	25,2	24,5
Shymkent city	-	-	-	-	4,8

## 2.19 Structure of occupied in SMEs by economic activity

in percent

	2014	2015	2016	2017	2018
Total	100,0	100,0	100,0	100,0	100,0
Agriculture, forestry and fishing	7,0	6,5	6,4	6,3	6,4
Industry	16,8	16,5	15,8	16,1	16,4
Mining and quarrying	1,8	1,9	1,7	1,8	1,9
Manufacturing	12,1	12,3	11,9	12,1	12,4
Electricity, gas, steam and air conditioning	1,2	0,9	0,8	0,8	1,0
Water supply; sewerage, waste management and remediation activities	1,7	1,4	1,4	1,4	1,1
Construction	15,6	16,2	16,4	15,1	14,9
Wholesale and retail trade; repair of motor vehicles and motorcycles	20,6	20,4	20,6	21,2	21,8
Transportation and storage	5,7	5,8	5,6	5,5	6,0
Accommodation and food service activities	2,4	2,6	2,7	2,9	3,4
Information and communication	2,5	2,5	2,5	2,3	2,7
Financial and insurance activities	1,1	1,3	1,2	1,2	1,4
Real estate activities	5,0	4,8	4,8	4,5	3,4
Professional, scientific and technical activities	7,6	7,5	6,9	6,7	6,2
Administrative and support service activities	6,4	6,5	6,7	6,7	7,0
Education	2,0	2,6	3,2	3,8	4,0
Health care and social services	2,4	2,5	2,7	2,9	2,9
Arts, entertainment and recreation	3,8	2,6	2,5	2,3	1,1
Other service activities	1,1	1,7	2,0	2,5	2,4

## 2.20 Output of products by SMEs

million tenge

	2014	2015	2016	2017	2018
<b>Republic of Kazakhstan</b>	13 809 327	13 276 625	17 053 522	20 533 922	23 390 712
Akmola	321 440	362 959	495 268	549 312	667 020
Aktobe	477 699	544 696	563 968	645 569	760 239
Almaty	616 546	576 347	668 184	822 154	982 126
Atyrau	552 579	766 731	867 136	1 538 461	2 276 095
Batys Kazakhstan	1 073 585	891 068	1 140 226	1 294 832	1 383 062
Zhambyl	218 235	211 740	240 297	275 935	305 200
Karagandy	541 118	548 974	654 853	838 469	1 114 102
Kostanai	392 413	354 188	442 929	609 973	729 053
Kyzylorda	215 668	190 560	218 745	266 144	324 725
Mangistau	637 154	579 093	799 690	704 377	852 757
Ontustik Kazakhstan	549 582	595 936	750 799	855 031	-
Pavlodar	451 939	508 908	417 399	601 751	595 613
Soltustik Kazakhstan	229 007	238 245	278 941	359 530	439 694
Turkistan	-	-	-	-	284 463
Shygyz Kazakhstan	380 611	421 133	616 289	661 821	756 079
Nur-Sultan city	3 545 622	3 161 544	4 107 173	4 710 028	4 676 732
Almaty city	3 606 129	3 324 503	4 791 625	5 800 535	6 514 511
Shymkent city	-	-	-	-	729 241

## 2.21 Output of products of SMEs by economic activity

million tenge

	2014	2015	2016	2017	2018
Total	13 809 327	13 276 625	17 053 522	20 533 922	23 390 712
Agriculture, forestry and fishing	368 708	391 056	494 589	667 568	722 205
Industry	3 452 443	3 068 097	4 049 059	4 515 116	5 607 316
Mining and quarrying	1 560 931	1 192 893	1 417 574	1 569 625	1 995 237
Manufacturing	1 532 068	1 617 492	2 279 467	2 511 459	3 045 816
Electricity, gas, steam and air conditioning	280 880	189 018	235 340	304 526	435 182
Water supply; sewerage, waste management and remediation activities	78 564	68 694	116 678	129 506	131 081
Construction	2 794 631	2 993 941	3 959 571	3 925 631	3 927 228
Wholesale and retail trade; repair of motor vehicles and motorcycles	3 250 546	2 872 857	3 403 187	4 865 995	5 716 797
Transportation and storage	1 305 857	773 735	1 104 747	1 271 604	1 765 193
Accommodation and food service activities	132 108	167 447	227 394	282 861	313 055
Information and communication	267 870	313 500	448 418	552 196	842 946
Financial and insurance activities	182 599	285 335	181 756	460 973	274 178
Real estate activities	407 484	468 068	516 059	602 941	665 651
Professional, scientific and technical activities	958 987	1 083 911	1 407 418	1 839 154	1 789 298
Administrative and support service activities	337 307	409 402	641 429	659 598	689 909
Education	86 416	97 617	124 849	159 148	179 302
Health care and social services	90 741	103 596	135 567	164 872	205 680
Arts, entertainment and recreation	108 455	107 508	119 908	172 459	140 954
Other service activities	65 175	140 555	239 571	393 806	551 000

## 2.22 Structure of output of products by SMEs

in percent

	2014	2015	2016	2017	2018
<b>Republic of Kazakhstan</b>	100,0	100,0	100,0	100,0	100,0
Akmola	2,3	2,7	2,9	2,7	2,9
Aktobe	3,5	4,1	3,3	3,1	3,3
Almaty	4,5	4,3	3,9	4,0	4,2
Atyrau	4,0	5,8	5,1	7,5	9,7
Batys Kazakhstan	7,8	6,7	6,7	6,3	5,9
Zhambyl	1,6	1,6	1,4	1,3	1,3
Karagandy	3,9	4,1	3,8	4,1	4,8
Kostanai	2,8	2,7	2,6	3,0	3,1
Kyzylorda	1,6	1,5	1,3	1,3	1,4
Mangistau	4,6	4,4	4,7	3,4	3,6
Ontustik Kazakhstan	4,0	4,5	4,4	4,2	-
Pavlodar	3,3	3,8	2,5	2,9	2,5
Soltustik Kazakhstan	1,6	1,8	1,6	1,8	1,9
Turkistan	-	-	-	-	1,2
Shygyys Kazakhstan	2,7	3,2	3,6	3,2	3,2
Nur-Sultan city	25,7	23,8	24,1	22,9	20,0
Almaty city	26,1	25,0	28,1	28,3	27,9
Shymkent city	-	-	-	-	3,1

## 2.23 Structure of output of products by SMEs by economic activity

in percent

	2014	2015	2016	2017	2018
Total	100,0	100,0	100,0	100,0	100,0
Agriculture, forestry and fishing	2,7	2,9	2,9	3,3	3,1
Industry	25,0	23,1	23,8	21,9	24,0
Mining and quarrying	11,3	9,0	8,3	7,6	8,5
Manufacturing	11,1	12,2	13,4	12,2	13,0
Electricity, gas, steam and air conditioning	2,0	1,4	1,4	1,5	1,9
Water supply; sewerage, waste management and remediation activities	0,6	0,5	0,7	0,6	0,6
Construction	20,2	22,6	23,2	19,1	16,8
Wholesale and retail trade; repair of motor vehicles and motorcycles	23,5	21,6	20,0	23,7	24,4
Transportation and storage	9,5	5,8	6,5	6,2	7,5
Accommodation and food service activities	1,0	1,3	1,3	1,4	1,3
Information and communication	1,9	2,4	2,6	2,7	3,6
Financial and insurance activities	1,3	2,1	1,1	2,3	1,2
Real estate activities	3,0	3,5	3,0	2,9	2,8
Professional, scientific and technical activities	6,9	8,2	8,2	9,0	7,7
Administrative and support service activities	2,4	3,1	3,8	3,2	2,9
Education	0,6	0,7	0,7	0,8	0,8
Health care and social services	0,7	0,8	0,8	0,8	0,9
Arts, entertainment and recreation	0,8	0,8	0,7	0,8	0,6
Other service activities	0,5	1,1	1,4	1,9	2,4

## Individual entrepreneurs (without farmers)

### 2.24 Number of registered individual entrepreneurs

units

	2014	2015	2016	2017	2018
<b>Republic of Kazakhstan</b>	1 178 503	991 963	989 019	993 621	999 731
Akmola	55 718	43 867	42 804	41 611	40 439
Aktobe	48 253	41 956	43 015	43 841	45 032
Almaty	124 240	76 001	78 772	78 496	77 533
Atyrau	47 787	41 939	42 135	43 116	43 996
Batys Kazakhstan	38 321	34 036	34 141	34 483	34 749
Zhambyl	64 879	50 842	51 630	51 819	53 401
Karagandy	81 663	72 385	71 018	68 634	68 350
Kostanai	67 719	54 897	51 449	49 164	47 155
Kyzylorda	40 067	37 508	37 072	37 288	36 754
Mangistau	44 005	41 814	41 939	42 607	44 720
Ontustik Kazakhstan	131 172	116 547	116 912	115 103	-
Pavlodar	41 481	38 695	37 377	36 856	36 808
Soltustik Kazakhstan	34 823	30 616	27 585	25 723	24 469
Turkistan	-	-	-	-	61 471
Shygys Kazakhstan	118 185	86 777	83 453	78 894	78 126
Nur-Sultan city	81 883	78 803	85 234	91 097	97 548
Almaty city	158 307	145 280	144 483	154 889	159 014
Shymkent city	-	-	-	-	50 166

## 2.25 Number of registered individual entrepreneurs by economic activity

in percent

	2014	2015	2016	2017	2018
Total	1 178 503	991 963	989 019	993 621	999 731
Agriculture, forestry and fishing	115 850	29 368	29 893	30 500	27 345
Industry	29 980	28 810	29 852	30 690	32 032
Mining and quarrying	80	65	84	118	156
Manufacturing	28 980	27 802	28 683	29 303	30 439
Electricity, gas, steam and air conditioning	143	176	218	277	331
Water supply; sewerage, waste management and remediation activities	777	767	867	992	1 106
Construction	21 027	20 804	23 331	25 722	27 951
Wholesale and retail trade; repair of motor vehicles and motorcycles	539 822	484 076	468 357	454 092	441 955
Transportation and storage	120 846	98 984	94 808	89 146	86 537
Accommodation and food service activities	34 191	31 387	31 368	31 432	32 069
Information and communication	11 759	10 946	11 081	11 175	11 621
Financial and insurance activities	691	533	469	475	548
Real estate activities	73 572	68 537	71 889	83 149	86 208
Professional, scientific and technical activities	25 406	21 195	20 609	20 845	21 068
Administrative and support service activities	32 881	28 289	27 752	26 781	26 823
Education	5 432	5 879	7 295	8 590	10 203
Health care and social services	5 281	5 163	5 293	5 423	5 775
Arts, entertainment and recreation	8 825	8 079	8 652	9 355	10 091
Other service activities	152 940	149 913	158 370	166 246	179 505

## 2.26 Number of active individual entrepreneurs

units

	2014	2015	2016	2017	2018
<b>Republic of Kazakhstan</b>	694 759	882 849	736 121	747 107	809 115
Akmola	29 757	37 770	31 171	31 034	32 173
Aktobe	32 806	38 828	34 906	35 935	38 687
Almaty	49 357	65 508	58 861	56 297	60 103
Atyrau	31 085	38 715	33 238	34 529	37 139
Batys Kazakhstan	25 627	30 884	26 662	26 064	27 895
Zhambyl	28 493	43 771	33 953	37 346	40 677
Karagandy	55 419	65 266	57 675	55 287	58 040
Kostanai	37 600	49 569	37 032	36 368	37 970
Kyzylorda	26 399	34 173	27 521	27 500	30 642
Mangistau	32 055	39 253	36 234	37 840	40 576
Ontustik Kazakhstan	70 179	102 174	86 876	92 092	-
Pavlodar	28 553	34 064	29 814	29 517	31 263
Soltustik Kazakhstan	20 930	27 571	20 511	19 595	20 179
Turkistan	-	-	-	-	54 685
Shygys Kazakhstan	62 068	74 467	63 168	55 407	61 149
Nur-Sultan city	56 549	72 132	61 694	61 553	83 339
Almaty city	107 882	128 704	96 805	110 743	110 931
Shymkent city	-	-	-	-	43 667

## 2.27 Number of active individual entrepreneurs by economic activity

units

	2014	2015	2016	2017	2018
Total	694 759	882 849	736 121	747 107	809 115
Agriculture, forestry and fishing	971	25 291	22 943	23 560	21 182
Industry	20 557	26 176	23 238	23 639	26 242
Mining and quarrying	62	57	72	100	139
Manufacturing	19 850	25 247	22 285	22 519	24 892
Electricity, gas, steam and air conditioning	118	169	193	235	287
Water supply; sewerage, waste management and remediation activities	527	703	688	785	924
Construction	13 961	18 365	17 406	19 579	23 149
Wholesale and retail trade; repair of motor vehicles and motorcycles	364 033	439 177	346 760	343 392	360 485
Transportation and storage	58 222	80 427	63 455	60 084	66 885
Accommodation and food service activities	22 881	26 795	22 463	23 106	25 424
Information and communication	7 938	9 606	8 434	8 389	9 367
Financial and insurance activities	393	437	311	292	406
Real estate activities	54 627	63 305	60 327	68 949	72 094
Professional, scientific and technical activities	15 851	17 862	14 913	15 111	16 600
Administrative and support service activities	20 416	24 343	20 553	19 760	21 576
Education	3 968	5 626	6 035	6 832	8 543
Health care and social services	3 920	4 910	4 390	4 462	4 924
Arts, entertainment and recreation	5 350	6 483	6 088	6 554	7 625
Other service activities	101 671	134 046	118 805	123 398	144 613

## 2.28 Number of occupied in individual entrepreneurship

persons

	2014	2015	2016	2017	2018
<b>Republic of Kazakhstan</b>	1 136 050	1 360 338	1 288 167	1 240 876	1 315 162
Akmola	50 785	59 903	57 320	53 946	57 155
Aktobe	53 049	61 103	58 401	57 237	61 697
Almaty	75 773	95 598	98 748	87 246	94 760
Atyrau	50 616	58 637	57 110	56 601	58 765
Batys Kazakhstan	46 803	53 422	53 566	49 591	52 136
Zhambyl	40 094	56 489	49 635	50 634	58 943
Karagandy	98 226	110 187	107 324	98 357	100 585
Kostanai	65 124	78 477	70 851	65 778	68 643
Kyzylorda	36 338	44 398	39 925	38 276	43 994
Mangistau	45 468	54 850	54 875	55 568	58 688
Ontustik Kazakhstan	91 039	126 090	118 176	120 643	-
Pavlodar	56 052	62 154	60 431	57 880	60 915
Soltustik Kazakhstan	40 403	47 542	41 099	39 397	39 609
Turkistan	-	-	-	-	69 738
Shygyys Kazakhstan	107 860	122 360	122 195	104 027	109 410
Nur-Sultan city	100 212	119 813	117 195	112 543	133 691
Almaty city	178 208	209 315	181 316	193 152	187 023
Shymkent city	-	-	-	-	59 410



## 2.29 Number of occupied in individual entrepreneurship by economic activity

	persons				
	2014	2015	2016	2017	2018
Total	1 136 050	1 360 338	1 288 167	1 240 876	1 315 162
Agriculture, forestry and fishing	1 874	26 124	25 134	28 549	27 302
Industry	46 711	54 651	54 719	54 188	58 689
Mining and quarrying	158	176	162	221	307
Manufacturing	45 128	52 768	52 703	51 885	55 769
Electricity, gas, steam and air conditioning	504	519	532	601	677
Water supply; sewerage, waste management and remediation activities	921	1 188	1 322	1 481	1 936
Construction	24 472	31 077	31 451	32 376	36 331
Wholesale and retail trade; repair of motor vehicles and motorcycles	583 251	671 049	612 244	574 592	600 029
Transportation and storage	83 098	107 236	99 951	87 856	94 513
Accommodation and food service activities	62 026	68 318	64 871	65 635	67 618
Information and communication	12 166	14 467	14 155	13 294	14 020
Financial and insurance activities	523	570	456	410	524
Real estate activities	83 110	95 756	95 429	102 824	106 138
Professional, scientific and technical activities	24 159	27 032	25 839	24 209	25 135
Administrative and support service activities	33 801	38 110	36 405	33 786	35 400
Education	7 463	10 673	12 878	14 234	16 421
Health care and social services	7 878	9 475	9 940	9 936	10 326
Arts, entertainment and recreation	8 927	10 197	10 778	10 882	12 030
Other service activities	156 591	195 603	193 917	188 105	210 686

## 2.30 Structure of occupied in individual entrepreneurship

	in percent				
	2014	2015	2016	2017	2018
<b>Republic of Kazakhstan</b>	100,0	100,0	100,0	100,0	100,0
Akmola	4,5	4,4	4,4	4,3	4,3
Aktobe	4,7	4,5	4,5	4,6	4,7
Almaty	6,7	7,0	7,7	7,0	7,2
Atyrau	4,5	4,3	4,4	4,5	4,5
Batys Kazakhstan	4,1	3,9	4,2	4,0	4,0
Zhambyl	3,5	4,1	3,8	4,1	4,5
Karagandy	8,6	8,1	8,3	7,9	7,7
Kostanai	5,7	5,8	5,5	5,3	5,2
Kyzylorda	3,2	3,3	3,1	3,1	3,3
Mangistau	4,0	4,0	4,3	4,5	4,5
Ontustik Kazakhstan	8,0	9,3	9,2	9,7	-
Pavlodar	4,9	4,6	4,7	4,7	4,6
Soltustik Kazakhstan	3,6	3,5	3,2	3,2	3,0
Turkistan	-	-	-	-	5,3
Shygyys Kazakhstan	9,5	9,0	9,5	8,4	8,3
Nur-Sultan city	8,8	8,8	9,1	9,1	10,2
Almaty city	15,7	15,4	14,1	15,6	14,2
Shymkent city	-	-	-	-	4,5

### 2.31 Structure of occupied in individual entrepreneurship by economic activity

in percent

	2014	2015	2016	2017	2018
Total	100,0	100,0	100,0	100,0	100,0
Agriculture, forestry and fishing	0,2	1,9	2,0	2,3	2,1
Industry	4,1	4,0	4,3	4,3	4,4
Mining and quarrying	0,0	0,0	0,0	0,0	0,0
Manufacturing	4,0	3,9	4,1	4,2	4,2
Electricity, gas, steam and air conditioning	0,0	0,0	0,1	0,0	0,1
Water supply; sewerage, waste management and remediation activities	0,1	0,1	0,1	0,1	0,1
Construction	2,1	2,3	2,4	2,6	2,8
Wholesale and retail trade; repair of motor vehicles and motorcycles	51,3	49,3	47,5	46,3	45,6
Transportation and storage	7,3	7,9	7,8	7,1	7,2
Accommodation and food service activities	5,5	5,0	5,0	5,3	5,1
Information and communication	1,1	1,1	1,1	1,1	1,1
Financial and insurance activities	0,0	0,0	0,0	0,0	0,0
Real estate activities	7,3	7,0	7,4	8,3	8,1
Professional, scientific and technical activities	2,1	2,0	2,0	2,0	1,9
Administrative and support service activities	3,0	2,8	2,8	2,7	2,7
Education	0,7	0,8	1,0	1,1	1,3
Health care and social services	0,7	0,7	0,8	0,8	0,8
Arts, entertainment and recreation	0,8	0,8	0,8	0,9	0,9
Other service activities	13,8	14,4	15,1	15,2	16,0

### 2.32 Output of products of individual entrepreneurship

million tenge

	2014	2015	2016	2017	2018
Republic of Kazakhstan	972 670	1 518 237	1 511 733	1 554 704	1 764 985
Akmola	39 334	77 403	52 749	57 856	71 487
Aktobe	45 395	55 162	52 778	62 703	73 554
Almaty	47 449	92 864	97 495	97 880	105 481
Atyrau	57 547	87 966	85 532	93 547	92 219
Batys Kazakhstan	51 617	83 309	93 454	101 299	79 811
Zhambyl	24 350	39 447	38 067	47 152	50 653
Karagandy	67 151	101 887	83 900	99 781	114 851
Kostanai	56 597	64 811	65 924	72 786	88 046
Kyzylorda	21 358	30 437	31 497	39 479	35 377
Mangistau	43 437	57 662	74 356	74 982	84 296
Ontustik Kazakhstan	63 958	107 552	118 532	141 641	-
Pavlodar	46 496	51 238	48 304	74 031	74 533
Soltustik Kazakhstan	36 549	42 366	34 874	57 042	51 665
Turkistan	-	-	-	-	53 545
Shygys Kazakhstan	69 722	87 204	77 451	87 076	114 758
Nur-Sultan city	108 134	197 655	190 609	178 879	209 453
Almaty city	193 576	341 274	366 211	268 570	356 441
Shymkent city	-	-	-	-	108 815

## 2.33 Output of products of individual entrepreneurs by economic activity

million tenge

	2014	2015	2016	2017	2018
Total	972 670	1 518 237	1 511 733	1 554 704	1 764 985
Agriculture, forestry and fishing	1 954	2 595	2 069	2 585	17 652
Industry	40 908	60 565	256 176	198 132	79 985
Mining and quarrying	701	771	734	809	1 091
Manufacturing	39 240	58 284	253 985	195 517	76 595
Electricity, gas, steam and air conditioning	321	421	520	550	727
Water supply; sewerage, waste management and remediation activities	646	1 089	937	1 256	1 572
Construction	25 745	39 502	31 258	38 002	52 476
Wholesale and retail trade; repair of motor vehicles and motorcycles	489 558	710 202	489 772	633 855	880 531
Transportation and storage	75 539	103 698	92 753	110 952	124 079
Accommodation and food service activities	36 288	60 990	72 150	78 521	65 464
Information and communication	8 347	12 853	8 392	10 102	16 891
Financial and insurance activities	330	560	485	563	586
Real estate activities	113 311	233 172	334 539	238 011	197 447
Professional, scientific and technical activities	19 191	32 883	22 902	24 721	30 303
Administrative and support service activities	41 385	75 308	47 171	54 101	65 240
Education	2 603	5 086	4 106	6 358	8 914
Health care and social services	2 958	4 690	3 985	5 394	7 477
Arts, entertainment and recreation	7 652	9 087	6 017	7 258	9 739
Other service activities	106 901	167 046	139 958	146 149	208 201

## 2.34 Structure of output of products by individual entrepreneurs

in percent

	2014	2015	2016	2017	2018
<b>Republic of Kazakhstan</b>	100,0	100,0	100,0	100,0	100,0
Akmola	4,0	5,1	3,5	3,7	4,0
Aktobe	4,7	3,6	3,5	4,0	4,2
Almaty	4,9	6,1	6,4	6,3	6,0
Atyrau	5,9	5,8	5,7	6,0	5,2
Batys Kazakhstan	5,3	5,5	6,2	6,5	4,5
Zhambyl	2,5	2,6	2,5	3,0	2,9
Karagandy	6,9	6,7	5,6	6,4	6,5
Kostanai	5,8	4,3	4,4	4,7	5,0
Kyzylorda	2,2	2,0	2,1	2,6	2,0
Mangistau	4,5	3,8	4,9	4,8	4,8
Ontustik Kazakhstan	6,6	7,1	7,8	9,1	-
Pavlodar	4,8	3,4	3,2	4,8	4,2
Soltustik Kazakhstan	3,7	2,8	2,3	3,7	2,9
Turkistan	-	-	-	-	3,0
Shygyys Kazakhstan	7,2	5,7	5,1	5,6	6,5
Nur-Sultan city	11,1	13,0	12,6	11,5	11,9
Almaty city	19,9	22,5	24,2	17,3	20,2
Shymkent city	-	-	-	-	6,2

## 2.35 Structure of output of products by individual entrepreneurs by economic activity

in percent

	2014	2015	2016	2017	2018
Total	100,0	100,0	100,0	100,0	100,0
Agriculture, forestry and fishing	0,2	0,2	0,1	0,2	1,0
Industry	4,2	4,0	16,9	12,8	4,5
Mining and quarrying	0,1	0,1	0,0	0,1	0,1
Manufacturing	4,0	3,8	16,8	12,6	4,3
Electricity, gas, steam and air conditioning	0,0	0,0	0,0	0,0	0,0
Water supply; sewerage, waste management and remediation activities	0,1	0,1	0,1	0,1	0,1
Construction	2,6	2,6	2,1	2,4	3,0
Wholesale and retail trade; repair of motor vehicles and motorcycles	50,3	46,8	32,4	40,8	49,9
Transportation and storage	7,8	6,8	6,1	7,1	7,0
Accommodation and food service activities	3,7	4,0	4,8	5,1	3,7
Information and communication	0,9	0,8	0,6	0,6	1,0
Financial and insurance activities	0,0	0,0	0,0	0,0	0,0
Real estate activities	11,6	15,4	22,1	15,3	11,2
Professional, scientific and technical activities	2,0	2,2	1,5	1,6	1,7
Administrative and support service activities	4,3	5,0	3,1	3,5	3,7
Education	0,3	0,3	0,3	0,4	0,5
Health care and social services	0,3	0,3	0,3	0,3	0,4
Arts, entertainment and recreation	0,8	0,6	0,4	0,5	0,6
Other service activities	11,0	11,0	9,3	9,4	11,8

## Peasant and farm enterprises (PFE)

### 2.36 Number of registered PFE

	2014	2015	2016	2017	2018
<b>Republic of Kazakhstan</b>	192 038	188 848	185 754	194 987	205 235
Akmola	4 308	3 794	3 847	4 410	5 082
Aktobe	4 581	4 364	4 702	5 275	5 911
Almaty	47 198	50 116	46 469	48 398	47 718
Atyrau	1 860	1 959	2 147	2 336	2 539
Batys Kazakhstan	3 994	4 519	4 922	5 620	6 455
Zhambyl	16 687	16 022	15 937	16 490	17 309
Karagandy	6 991	6 902	6 835	7 949	9 009
Kostanai	5 959	4 837	4 831	5 375	5 987
Kyzylorda	2 775	2 839	3 586	5 365	6 684
Mangistau	1 322	1 256	1 394	1 715	2 142
Ontustik Kazakhstan	76 054	68 588	68 516	68 951	-
Pavlodar	3 822	3 619	3 406	3 390	3 400
Soltustik Kazakhstan	3 066	2 857	2 895	3 491	4 058
Turkistan	-	-	-	-	69 208
Shygys Kazakhstan	12 830	16 771	15 874	15 461	16 546
Nur-Sultan city	10	7	36	124	241
Almaty city	581	398	357	637	830
Shymkent city	-	-	-	-	2 116

## 2.37 Number of active PFE

units

	2014	2015	2016	2017	2018
<b>Republic of Kazakhstan</b>	152 697	181 154	177 884	187 527	198 268
Akmola	3 553	3 533	3 517	4 134	4 745
Aktobe	4 198	4 220	4 582	5 141	5 782
Almaty	43 657	45 263	42 118	44 801	45 119
Atyrau	1 586	1 928	2 063	2 249	2 466
Batys Kazakhstan	3 637	4 344	4 642	5 450	6 251
Zhambyl	15 409	15 788	15 578	16 064	16 615
Karagandy	5 764	6 555	6 685	7 701	8 689
Kostanai	4 804	4 641	4 622	5 108	5 696
Kyzylorda	1 621	2 791	3 464	5 063	6 447
Mangistau	778	1 218	1 355	1 677	2 106
Ontustik Kazakhstan	50 295	68 407	67 932	68 633	-
Pavlodar	3 211	3 355	3 154	3 211	3 248
Soltustik Kazakhstan	2 474	2 823	2 788	3 163	3 689
Turkistan	-	-	-	-	68 985
Shygys Kazakhstan	11 684	15 913	15 173	14 501	15 540
Nur-Sultan city	9	4	32	108	208
Almaty city	17	371	179	523	593
Shymkent city	-	-	-	-	2 089

## 2.38 Number of occupied in PFE

persons

	2014	2015	2016	2017	2018
<b>Republic of Kazakhstan</b>	309 377	286 541	276 401	286 038	280 525
Akmola	7 551	6 676	6 357	7 097	7 727
Aktobe	8 815	8 766	8 090	11 108	8 963
Almaty	84 393	78 433	73 985	64 678	64 601
Atyrau	2 447	2 470	2 530	3 639	3 721
Batys Kazakhstan	7 823	7 731	8 027	10 070	10 400
Zhambyl	43 504	33 293	31 793	31 916	23 684
Karagandy	14 224	12 953	12 578	13 117	12 176
Kostanai	9 981	9 198	8 930	10 832	11 078
Kyzylorda	4 177	4 484	4 669	8 782	9 870
Mangistau	1 035	1 226	1 276	2 594	2 695
Ontustik Kazakhstan	92 839	91 830	88 152	82 854	-
Pavlodar	7 045	6 602	6 286	7 508	6 910
Soltustik Kazakhstan	5 125	2 811	4 965	6 159	7 007
Turkistan	-	-	-	-	82 654
Shygys Kazakhstan	20 388	20 057	18 740	24 973	25 557
Nur-Sultan city	8	4	5	117	391
Almaty city	22	7	18	594	819
Shymkent city	-	-	-	-	2 272

## 2.39 Structure of occupied in PFE

in percent

	2014	2015	2016	2017	2018
<b>Republic of Kazakhstan</b>	100,0	100,0	100,0	100,0	100,0
Akmola	2,4	2,3	2,3	2,5	2,8
Aktobe	2,8	3,1	2,9	3,9	3,2
Almaty	27,3	27,4	26,8	22,6	23,0
Atyrau	0,8	0,9	0,9	1,3	1,3
Batys Kazakhstan	2,5	2,7	2,9	3,5	3,7
Zhambyl	14,1	11,6	11,5	11,2	8,4
Karagandy	4,6	4,5	4,5	4,6	4,3
Kostanai	3,2	3,2	3,2	3,8	4,0
Kyzylorda	1,4	1,6	1,7	3,1	3,5
Mangistau	0,3	0,4	0,5	0,9	1,0
Ontustik Kazakhstan	30,0	32,0	31,9	29,0	-
Pavlodar	2,3	2,3	2,3	2,6	2,5
Soltustik Kazakhstan	1,7	1,0	1,8	2,1	2,5
Turkistan	-	-	-	-	29,5
Shygys Kazakhstan	6,6	7,0	6,8	8,7	9,1
Nur-Sultan city	0,0	0,0	0,0	0,0	0,1
Almaty city	0,0	0,0	0,0	0,2	0,3
Shymkent city	-	-	-	-	0,8

## 2.40 Output of products of PFE

million tenge

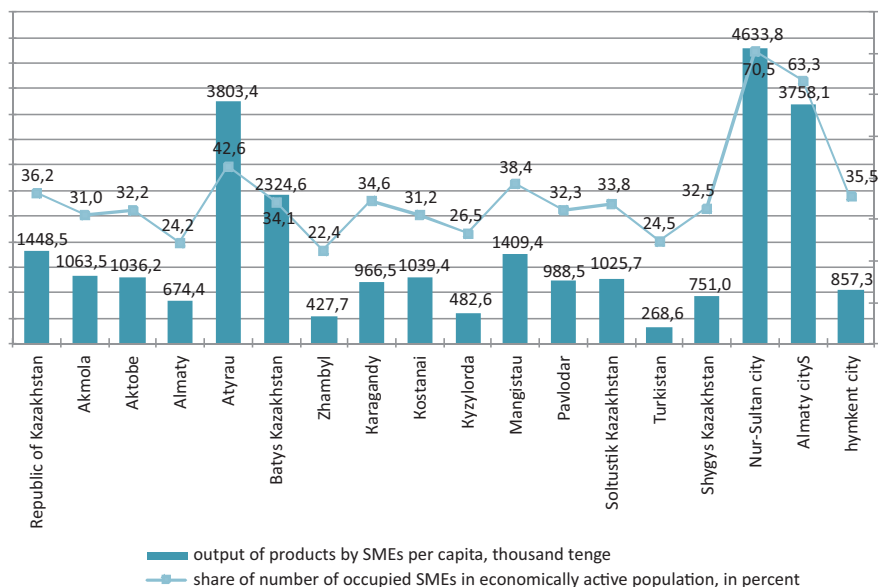
	2014	2015	2016	2017	2018
<b>Republic of Kazakhstan</b>	786 084	904 543	1 043 755	1 152 499	1 317 352
Akmola	37 236	40 894	39 245	46 240	47 142
Aktobe	33 260	36 924	43 451	49 121	61 137
Almaty	162 433	185 558	210 850	222 482	280 124
Atyrau	12 565	15 123	15 006	15 383	17 290
Batys Kazakhstan	33 051	32 452	48 086	51 913	47 269
Zhambyl	68 703	86 749	103 258	107 986	123 689
Karagandy	52 508	66 408	81 585	93 359	104 313
Kostanai	54 141	63 160	64 233	81 973	91 535
Kyzylorda	10 143	15 521	16 193	20 245	20 515
Mangistau	2 633	4 015	4 453	5 485	6 205
Ontustik Kazakhstan	133 922	144 751	165 769	163 403	-
Pavlodar	39 646	51 805	58 418	69 740	75 570
Soltustik Kazakhstan	47 169	54 282	60 847	73 816	79 470
Turkistan	-	-	-	-	194 047
Shygys Kazakhstan	98 492	106 777	132 300	151 322	166 381
Nur-Sultan city	28	28	27	29	25
Almaty city	154	96	34	2	5
Shymkent city	-	-	-	-	2 635

## 2.41 Structure of output of products by PFE

in percent

	2014	2015	2016	2017	2018
<b>Republic of Kazakhstan</b>	100,0	100,0	100,0	100,0	100,0
Akmola	4,8	4,5	3,8	4,0	3,6
Aktobe	4,2	4,1	4,2	4,3	4,6
Almaty	20,7	20,5	20,2	19,3	21,3
Atyrau	1,6	1,7	1,4	1,3	1,3
Batys Kazakhstan	4,2	3,6	4,6	4,5	3,6
Zhambyl	8,8	9,6	9,9	9,4	9,4
Karagandy	6,7	7,3	7,8	8,1	7,9
Kostanai	6,9	7,0	6,2	7,1	7,0
Kyzylorda	1,3	1,7	1,5	1,8	1,6
Mangistau	0,3	0,5	0,4	0,5	0,5
Ontustik Kazakhstan	17,0	16,0	15,9	14,2	-
Pavlodar	5,0	5,7	5,6	6,0	5,7
Soltustik Kazakhstan	6,0	6,0	5,8	6,4	6,0
Turkistan	-	-	-	-	14,7
Shygyz Kazakhstan	12,5	11,8	12,7	13,1	12,6
Nur-Sultan city	0,0	0,0	0,0	0,0	0,0
Almaty city	0,0	0,0	0,0	0,0	0,0
Shymkent city	-	-	-	-	0,2

## Socially significant indicators of SMEs in 2018



## Brief methodological explanations

For small and medium-sized enterprises are legal entities, individual entrepreneurs and peasant or farm enterprises, whose activities are regulated by the Entrepreneurial Code of the Republic of Kazakhstan.

For small businesses are individual entrepreneurs without a legal entity and legal entities engaged in entrepreneurship, with an average annual number of employees not more than a hundred people, and the average annual income of not more than three hundred thousand times monthly calculation index established by the law on the national budget and applicable as of January 1 of the corresponding fiscal year.

To the subjects of medium-entre-ment are individual entrepreneurs and legal entities engaged in business not related to small and large businesses.

Individual enterprise is independent, enterprising activity of citizens of the Republic of Kazakhstan, oralmans, aimed at obtaining net income, based on the property of individuals themselves and carried out on behalf of individuals, their risk and their financial responsibility.

Peasant or farm enterprises is recognized association of persons in which the exercise of individual enterprise is inextricably linked with the use of agricultural land for agricultural production as well as processing and marketing of these products.

Type of economic activity - an activity in which the equipment, labor, manufacturing processes, information networks and products are combined, leading to the creation of a homogeneous product (goods and services). Type of economic activity is characterized by expenditures, production process and output. Each registered small business entity assigned to the economic activity that provides the greatest increase in value added, ie, It is the principal.

Output of products - the cost of all produced goods and rendered services in manufacturer price.



Responsible for the issue:  
Ministry of National economy of the Republic of Kazakhstan  
Committee on Statistics  
Division of structural statistics  
Tel. +7 7172 749306, 749814  
Head of the Division  
M.V. Misyura  
Tel. +7 7172 749140

Computer layout and design:  
«TNG» Ltd.  
010000, Astana city  
35A, Pobeda ave.  
Tel. +7 7172 577896 (397, 399)